

**ARMY *TM 9-2355-335-24P
AIR FORCE TO 36A12-1C-2700-4-1
REPAIR PARTS AND SPECIAL TOOLS LIST
(RPSTL) MANUAL
COMMERCIAL-OFF-THE-SHELF (COTS)
FOR
MINE RESISTANT AMBUSH PROTECTED
ALL TERRAIN VEHICLE (M-ATV)**

M1240

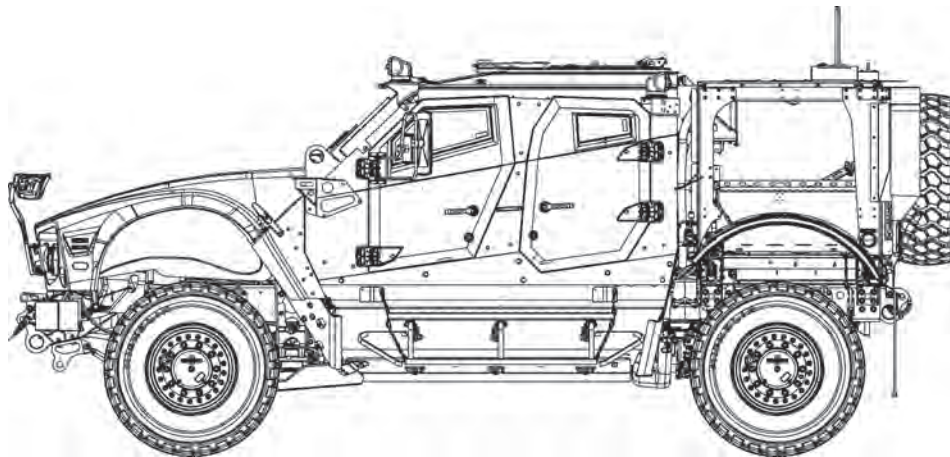
NSN: 2355-01-575-9632 (EIC 1UT)

M1240A1

NSN: 2355-01-596-1330 (EIC 1ZW)

M1245

NSN: 2355-01-586-8070 (EIC 1VE)



*This manual supersedes TM 9-2355-335-24P, dated 15 June 2011.

COPYRIGHT RELEASE STATEMENT: Oshkosh Corporation states this Commercial Off the Shelf (COTS) manual dated 28 February 2013 is free from copyright restrictions. The Government may edit, reprint, and distribute information in this manual as required.

DISTRIBUTION STATEMENT C: Distribution authorized to US Government agencies and their contractors; proprietary information. This publication is Administrative-Operational Use required for administrative and operational purposes, as determined on 02 October 2009. Other requests for this document shall be referred to U.S. Army TACOM Life Cycle Management Command, PM-MRAP, ATTN: AMSTA-LCC-MM/TECH PUBS, 6501 E. 11 Mile Road, Warren, MI 48397-5000.

DESTRUCTION NOTICE: Destroy by any method that will prevent disclosure of contents or reconstruction of the document.

**HEADQUARTERS, DEPARTMENT OF THE ARMY
28 FEBRUARY 2013**

LIST OF EFFECTIVE PAGES/WORK PACKAGES

NOTE: This manual supersedes TM 9-2355-335-24P dated 15 June 2011 Zero in the "Change No." column indicates an original page or work package.

Date of issue for the original manual is:

Original 28 February 2013

**TOTAL NUMBER OF PAGES FOR FRONT AND REAR MATTER IS 26 AND TOTAL
NUMBER OF WORK PACKAGES IS 230, CONSISTING OF THE FOLLOWING:**

Page/WP No.	Change No.	Page/WP No.	Change No.
Cover	0	WP 0032 (4 pgs)	0
i thru x	0	WP 0033 (4 pgs)	0
Chap 1 Title page	0	WP 0034 (4 pgs)	0
WP 0001 (2 pgs)	0	WP 0035 (4 pgs)	0
WP 0002 (4 pgs)	0	WP 0036 (4 pgs)	0
WP 0003 (4 pgs)	0	WP 0037 (4 pgs)	0
WP 0004 (4 pgs)	0	WP 0038 (6 pgs)	0
WP 0005 (4 pgs)	0	WP 0039 (4 pgs)	0
WP 0006 (4 pgs)	0	WP 0040 (4 pgs)	0
WP 0007 (4 pgs)	0	WP 0041 (6 pgs)	0
WP 0008 (4 pgs)	0	WP 0042 (4 pgs)	0
WP 0009 (4 pgs)	0	WP 0043 (4 pgs)	0
WP 0010 (4 pgs)	0	WP 0044 (4 pgs)	0
WP 0011 (4 pgs)	0	WP 0045 (6 pgs)	0
WP 0012 (4 pgs)	0	WP 0046 (6 pgs)	0
WP 0013 (4 pgs)	0	WP 0047 (4 pgs)	0
WP 0014 (4 pgs)	0	WP 0048 (4 pgs)	0
WP 0015 (4 pgs)	0	WP 0049 (8 pgs)	0
WP 0016 (4 pgs)	0	WP 0050 (4 pgs)	0
WP 0017 (4 pgs)	0	WP 0051 (6 pgs)	0
WP 0018 (8 pgs)	0	WP 0052 (4 pgs)	0
WP 0019 (4 pgs)	0	WP 0053 (4 pgs)	0
WP 0020 (4 pgs)	0	WP 0054 (4 pgs)	0
WP 0021 (4 pgs)	0	WP 0055 (4 pgs)	0
WP 0022 (4 pgs)	0	WP 0056 (6 pgs)	0
WP 0023 (4 pgs)	0	WP 0057 (6 pgs)	0
WP 0024 (4 pgs)	0	WP 0058 (4 pgs)	0
WP 0025 (4 pgs)	0	WP 0059 (4 pgs)	0
WP 0026 (4 pgs)	0	WP 0060 (4 pgs)	0
WP 0027 (4 pgs)	0	WP 0061 (8 pgs)	0
WP 0028 (4 pgs)	0	WP 0062 (4 pgs)	0
WP 0029 (4 pgs)	0	WP 0063 (6 pgs)	0
WP 0030 (4 pgs)	0	WP 0064 (4 pgs)	0
WP 0031 (4 pgs)	0	WP 0065 (4 pgs)	0

Page/WP No.	Change No.	Page/WP No.	Change No.
WP 0066 (4 pgs)	0	WP 0115 (4 pgs)	0
WP 0067 (4 pgs)	0	WP 0116 (4 pgs)	0
WP 0068 (4 pgs)	0	WP 0117 (4 pgs)	0
WP 0069 (4 pgs)	0	WP 0118 (8 pgs)	0
WP 0070 (4 pgs)	0	WP 0119 (4 pgs)	0
WP 0071 (4 pgs)	0	WP 0120 (4 pgs)	0
WP 0072 (4 pgs)	0	WP 0121 (4 pgs)	0
WP 0073 (4 pgs)	0	WP 0122 (4 pgs)	0
WP 0074 (4 pgs)	0	WP 0123 (4 pgs)	0
WP 0075 (6 pgs)	0	WP 0124 (4 pgs)	0
WP 0076 (4 pgs)	0	WP 0125 (8 pgs)	0
WP 0077 (16 pgs)	0	WP 0126 (10 pgs)	0
WP 0078 (8 pgs)	0	WP 0127 (6 pgs)	0
WP 0079 (8 pgs)	0	WP 0128 (4 pgs)	0
WP 0080 (10 pgs)	0	WP 0129 (4 pgs)	0
WP 0081 (4 pgs)	0	WP 0130 (8 pgs)	0
WP 0082 (6 pgs)	0	WP 0131 (4 pgs)	0
WP 0083 (6 pgs)	0	WP 0132 (6 pgs)	0
WP 0084 (4 pgs)	0	WP 0133 (4 pgs)	0
WP 0085 (4 pgs)	0	WP 0134 (4 pgs)	0
WP 0086 (4 pgs)	0	WP 0135 (4 pgs)	0
WP 0087 (4 pgs)	0	WP 0136 (4 pgs)	0
WP 0088 (4 pgs)	0	WP 0137 (4 pgs)	0
WP 0089 (4 pgs)	0	WP 0138 (10 pgs)	0
WP 0090 (4 pgs)	0	WP 0139 (10 pgs)	0
WP 0091 (6 pgs)	0	WP 0140 (8 pgs)	0
WP 0092 (4 pgs)	0	WP 0141 (4 pgs)	0
WP 0093 (4 pgs)	0	WP 0142 (4 pgs)	0
WP 0094 (10 pgs)	0	WP 0143 (4 pgs)	0
WP 0095 (4 pgs)	0	WP 0144 (4 pgs)	0
WP 0096 (4 pgs)	0	WP 0145 (4 pgs)	0
WP 0097 (4 pgs)	0	WP 0146 (6 pgs)	0
WP 0098 (4 pgs)	0	WP 0147 (4 pgs)	0
WP 0099 (4 pgs)	0	WP 0148 (4 pgs)	0
WP 0100 (4 pgs)	0	WP 0149 (4 pgs)	0
WP 0101 (4 pgs)	0	WP 0150 (4 pgs)	0
WP 0102 (4 pgs)	0	WP 0151 (4 pgs)	0
WP 0103 (4 pgs)	0	WP 0152 (4 pgs)	0
WP 0104 (4 pgs)	0	WP 0153 (4 pgs)	0
WP 0105 (4 pgs)	0	WP 0154 (4 pgs)	0
WP 0106 (4 pgs)	0	WP 0155 (4 pgs)	0
WP 0107 (4 pgs)	0	WP 0156 (4 pgs)	0
WP 0108 (4 pgs)	0	WP 0157 (4 pgs)	0
WP 0109 (4 pgs)	0	WP 0158 (4 pgs)	0
WP 0110 (4 pgs)	0	WP 0159 (4 pgs)	0
WP 0111 (4 pgs)	0	WP 0160 (4 pgs)	0
WP 0112 (4 pgs)	0	WP 0161 (4 pgs)	0
WP 0113 (4 pgs)	0	WP 0162 (4 pgs)	0
WP 0114 (4 pgs)	0	WP 0163 (4 pgs)	0

Page/WP No.	Change No.	Page/WP No.	Change No.
WP 0164 (8 pgs)	0	WP 0198 (4 pgs)	0
WP 0165 (6 pgs)	0	WP 0199 (4 pgs)	0
WP 0166 (24 pgs)	0	WP 0200 (6 pgs)	0
WP 0167 (4 pgs)	0	WP 0201 (4 pgs)	0
WP 0168 (4 pgs)	0	WP 0202 (4 pgs)	0
WP 0169 (4 pgs)	0	WP 0203 (4 pgs)	0
WP 0170 (4 pgs)	0	WP 0204 (6 pgs)	0
WP 0171 (4 pgs)	0	WP 0205 (6 pgs)	0
WP 0172 (4 pgs)	0	WP 0206 (6 pgs)	0
WP 0173 (4 pgs)	0	WP 0207 (12 pgs)	0
WP 0174 (6 pgs)	0	WP 0208 (10 pgs)	0
WP 0175 (4 pgs)	0	WP 0209 (12 pgs)	0
WP 0176 (14 pgs)	0	WP 0210 (16 pgs)	0
WP 0177 (10 pgs)	0	WP 0211 (10 pgs)	0
WP 0178 (4 pgs)	0	WP 0212 (8 pgs)	0
WP 0179 (4 pgs)	0	WP 0213 (6 pgs)	0
WP 0180 (4 pgs)	0	WP 0214 (4 pgs)	0
WP 0181 (6 pgs)	0	WP 0215 (4 pgs)	0
WP 0182 (4 pgs)	0	WP 0216 (4 pgs)	0
WP 0183 (4 pgs)	0	WP 0217 (6 pgs)	0
WP 0184 (4 pgs)	0	WP 0218 (6 pgs)	0
WP 0185 (4 pgs)	0	WP 0219 (8 pgs)	0
WP 0186 (4 pgs)	0	WP 0220 (6 pgs)	0
WP 0187 (14 pgs)	0	WP 0221 (6 pgs)	0
WP 0188 (4 pgs)	0	WP 0222 (6 pgs)	0
WP 0189 (4 pgs)	0	WP 0223 (4 pgs)	0
WP 0190 (4 pgs)	0	WP 0224 (2 pgs)	0
WP 0191 (6 pgs)	0	WP 0225 (2 pgs)	0
WP 0192 (8 pgs)	0	WP 0226 (2 pgs)	0
WP 0193 (4 pgs)	0	WP 0227 (4 pgs)	0
WP 0194 (4 pgs)	0	WP 0228 (4 pgs)	0
WP 0195 (4 pgs)	0	WP 0229 (4 pgs)	0
WP 0196 (4 pgs)	0	WP 0230 (76 pgs)	0
WP 0197 (4 pgs)	0	Back Cover	0

HEADQUARTERS
DEPARTMENT OF THE ARMY
WASHINGTON, D.C., 28 February 2013

**REPAIR PARTS AND SPECIAL TOOLS LIST
(RPSTL) MANUAL
COMMERCIAL-OFF-THE-SHELF (COTS)
for
MINE RESISTANT AMBUSH PROTECTED
ALL TERRAIN VEHICLE (M-ATV)
M1240
NSN: 2355-01-575-9632 (EIC 1UT)
M1240A1
NSN: 2355-01-596-1330 (EIC 1ZW)
M1245
NSN: 2355-01-586-8070 (EIC 1VE)**

REPORTING ERRORS AND RECOMMENDING IMPROVEMENTS

(A) Army - You can help improve this publication. If you find any errors, or if you would like to recommend any improvements to the procedures in this publication, please let us know. The preferred method is to submit your DA Form 2028 (Recommended Changes to Publications and Blank Forms) through the Internet on the TACOM Unique Logistics Support Applications (TULSA) Web site. The Internet address is <https://tulsa.tacom.army.mil>. Access to all applications requires CAC authentication, and you must complete the Access Request form the first time you use it. The DA Form 2028 is located under the TULSA Applications on the left-hand navigation bar. Fill out the form and click on SUBMIT. Using this form on the TULSA Web site will enable us to respond more quickly to your comments and to better manage the DA Form 2028 program. You may also mail, e-mail, or fax your comments or DA Form 2028 directly to the U.S. Army TACOM Life Cycle Management Command. The postal mail address is U.S. Army TACOM Life Cycle Management Command, ATTN: AMSTA-LCL-MPP/ TECH PUBS, MS 727, 6501 E. 11 Mile Road, Warren, MI 48397-5000. The e-mail address is tacomlcmc.daform2028@us.army.mil. The fax number is DSN 786-1856 or Commercial (586) 282-1856. A reply will be furnished to you.

(F) Air Force - For users without access to JCALS, submit AFTO Form 22 directly to WR/ALC/GRVEB, Robins AFB GA. Send in your recommended changes via electronic mail. Our e-mail address is robins.ce.afto22@robins.af.mil.

*This manual supersedes TM 9-2355-335-24P, 15 dated June 2011.

COPYRIGHT RELEASE STATEMENT: Oshkosh Corporation states this Commercial Off the Shelf (COTS) manual dated 28 February 2013 is free from copyright restrictions. The Government may edit, reprint, and distribute information in this manual as required.

DISTRIBUTION STATEMENT C: Distribution authorized to US Government agencies and their contractors; proprietary information. This publication is Administrative-Operational Use required for administrative and operational purposes, as determined on 02 October 2009. Other requests for this document shall be referred to U.S. Army TACOM Life Cycle Management Command, PM-MRAP, ATTN: AMSTA-LCC-MM/TECH PUBS, 6501 E. 11 Mile Road, Warren, MI 48397-5000.

DESTRUCTION NOTICE: Destroy by any method that will prevent disclosure of contents or reconstruction of the document.

TABLE OF CONTENTS

		<u>WP Sequence No.</u>
INTRODUCTION		0001
GROUP 01 ENGINE		
0100	ENGINE ASSEMBLY (M1240)	0002
0100	ENGINE SUPPORTS (M1240)	0003
0100	ENGINE SUPPORTS (M1240A1)	0004
GROUP 03 FUEL		
0304	AIR CLEANER AND PIPING (M1240)	0005
0304	AIR CLEANER (M1240A1)	0006
0306	FUEL TANK ASSEMBLY (M1240)	0007
0306	FUEL TANK ASSEMBLY (M1240A1)	0008
0306	FUEL TANK ASSEMBLY (M1245)	0009
0306	FUEL SYSTEM PLUMBING (M1240)	0010
0306	FUEL SYSTEM ROUTING (M1240A1)	0011
0311	ETHER START KIT (M1240)	0012
0312	THROTTLE PEDAL (M1240)	0013
GROUP 04 EXHAUST SYSTEM		
0401	EXHAUST SYSTEM (M1240)	0014
0401	EXHAUST SYSTEM (M1240A1)	0015
GROUP 05 COOLING SYSTEM		
0501	CHARGE AIR COOLER PLUMBING (M1240)	0016
0501	COOLING SYSTEM (M1240)	0017
0501	COOLING ASSEMBLY (M1240A1)	0018
0501	RADIATOR PLUMBING (M1240)	0019
0501	RADIATOR PLUMBING (M1240A1)	0020
0501	SURGE TANK ASSEMBLY (M1240A1)	0021
0502	FAN SHROUD (M1240)	0022
0505	ACCESSORY DRIVE (M1240)	0023
GROUP 06 ELECTRICAL SYSTEM		
0601	ALTERNATOR 570 AMP (M1240)	0024
0603	STARTER (M1240)	0025
0607	DASH COMPONENTS (M1240)	0026

TABLE OF CONTENTS (CONTINUED)

	<u>WP Sequence No.</u>
0607 CENTER CONSOLE PANEL (M1245)	0027
0607 INSTRUMENT PANEL (M1245)	0028
0607 LEFT HAND SWITCH PANEL (M1245).	0029
0607 RIGHT HAND SWITCH PANEL (M1245)	0030
0608 BATTERY DISCONNECT (M1240)	0031
0608 BATTERY DISCONNECT (M1245)	0032
0608 CAPSULE ELECTRICAL OUTLET (M1245)	0033
0608 MK44 ELECTRICAL OUTLET (M1245).	0034
0608 REAR CARGO ELECTRICAL OUTLET (M1245)	0035
0609 EXTERIOR LIGHTS (M1240)	0036
0609 EXTERIOR LIGHTS (M1240A1)	0037
0609 REAR LIGHTS AND WIRING (M1240A1)	0038
0609 SPOTLIGHTS (M1245)	0039
0612 BATTERY DISCONNECT ASSEMBLY.	0040
0612 BATTERY AND ISOLATER ASSEMBLIES.	0041
0612 BATTERY BOX ASSEMBLIES (M1240A1)	0042
0612 BATTERY, DRIVER SIDE (M1245)	0043
0612 BATTERY, PASSENGER SIDE (M1245)	0044
0613 CAPSULE ELECTRIC AND WIRING (M1240)	0045
0613 CAPSULE ELECTRIC (M1240A1).	0046
0613 CAPSULE WIRING (M1240A1).	0047
0613 CAPSULE ELECTRIC (M1245).	0048
0613 EMI BOND AND GROUND (M1240A1).	0049
0613 EMI BOND AND GROUND, CAPSULE (M1245)	0050
0613 EMI BOND AND GROUND, CHASSIS (M1245)	0051
0613 EMI FILTER AND WASHER PUMP WIRE HARNESS (M1245)	0052
0613 J1939 CAB HARNESS (M1240)	0053
0613 J1939 CHASSIS HARNESS (M1240)	0054
0613 POWER DISTRIBUTION (M1240).	0055
0613 POWER DISTRIBUTION (M1240A1)	0056
0613 POWER DISTRIBUTION (M1245).	0057
0613 SLAVE RECEPTACLE	0058
0613 WIRE HARNESS, CHASSIS (M1240)	0059

TABLE OF CONTENTS (CONTINUED)

	<u>WP Sequence No.</u>
0613 WIRE HARNESS, CHASSIS (M1240A1)	0060
0613 WIRE HARNESS, CHASSIS (M1245)	0061
0613 WIRE HARNESS, ENGINE AND TRANSMISSION (M1240)	0062
0613 WIRE HARNESS, ENGINE AND TRANSMISSION (M1240A1)	0063
0613 WIRE HARNESS, ENGINE (M1245)	0064
0613 WIRE HARNESS, HOOD HEADLIGHT (M1240)	0065
0613 WIRE HARNESS, REAR LIGHT (M1240)	0066
GROUP 07 TRANSMISSION	
0710 TRANSMISSION ASSEMBLY (M1240)	0067
GROUP 08 TRANSMISSION ASSEMBLY	
0801 TRANSFER CASE ASSEMBLY (M1240)	0068
0801 TRANSFER CASE MOUNTING HARDWARE (M1240A1)	0069
GROUP 09 PROPELLER SHAFTS	
0900 DRIVE SHAFTS (M1240)	0070
0900 HALF SHAFT ASSEMBLY (M1240)	0071
GROUP 10 FRONT AXLE	
1002 FRONT DIFFERENTIAL ASSEMBLY (M1240)	0072
1004 CONTROL ARM ASSEMBLY (M1240)	0073
GROUP 11 REAR AXLE	
1102 REAR DIFFERENTIAL ASSEMBLY (M1240)	0074
GROUP 12 BRAKES	
1202 BRAKE COMPONENTS (M1240)	0075
1204 SECONDARY BRAKE (M1245)	0076
1208 AIR SYSTEM (M1240)	0077
1208 CHASSIS AIR COMPONENTS (M1240A1)	0078
1208 CHASSIS AIR COMPONENTS (M1245)	0079
1208 CHASSIS AIR LINES (M1240A1)	0080
1208 CHASSIS AIR LINES (M1245)	0081
1208 CHASSIS AIR SUPPLY (M1240A1)	0082
1208 CHASSIS BRAKE COMPONENTS (M1240A1)	0083
1208 TREADLE VALVE (M1240)	0084

TABLE OF CONTENTS (CONTINUED)

WP Sequence No.

GROUP 13 WHEELS

1311	CTIS CONTROLLER (M1240A1)	0085
1311	WHEEL END ASSEMBLY (M1240).....	0086
1311	WHEEL DRIVE ASSEMBLY (M1240)	0087
1311	WHEEL AND TIRE ASSEMBLY (M1240)	0088
1311	WHEEL AND TIRE ASSEMBLY (M1240A1).....	0089

GROUP 14 STEERING

1401	STEERING COLUMN (M1240)	0090
1401	STEERING GEARS (M1240).....	0091
1407	POWER STEERING HYDRAULICS (M1240)	0092

GROUP 15 FRAME, TOWING ATTACHMENTS, AND DRAWBAR

1501	CAPSULE HULL MOUNTS (M1240)	0093
1501	CAPSULE HULL MOUNTS (M1240A1).....	0094
1501	CARGO DECK MOUNTING (M1240)	0095
1501	CARGO DECK MOUNTING (M1240A1)	0096
1501	CARGO DECK MOUNTING (M1245)	0097
1501	FRAME RAILS AND FRAME STRUCTURE (M1240)	0098
1501	FRAME RAILS (M1240A1)	0099
1501	FRAME STRUCTURE (M1240A1)	0100
1501	FRAME STRUCTURE (M1245).....	0101
1501	REAR FRAME SECTION (M1245)	0102
1501	SIDEPLATE ASSEMBLY (M1240)	0103
1501	FRONT SIDEPLATES AND MOUNTING HARDWARE (M1240A1)	0104
1501	FRONT BUMPER (M1240)	0105
1501	FRONT BUMPER (M1240A1)	0106
1501	FRONT BUMPER (M1245)	0107
1501	PUSH BUMPER	0108
1503	PINTLE ASSEMBLY	0109
1503	TOWBAR STOWAGE (M1245)	0110
1504	SPARE TIRE MOUNT (M1240).....	0111
1504	SPARE TIRE MOUNT (M1240A1).....	0112
1504	SPARE TIRE MOUNT (M1245).....	0113

TABLE OF CONTENTS (CONTINUED)

WP Sequence No.

GROUP 16 SPRINGS AND SHOCK ABSORBERS

1604	SHOCKS (M1240)	0114
1604	FRONT SHOCK ASSEMBLY (M1240A1).....	0115
1604	REAR SHOCK ASSEMBLY (M1240A1).....	0116

GROUP 18 BODY, CAB, HOOD, AND HULL

1801	CAPSULE BELLY DEFLECTORS AND MOUNTING (M1240)	0117
1801	CAPSULE BELLY DEFLECTORS AND MOUNTING (M1240A1)	0118
1801	CAPSULE DEFLECTORS (M1240A1).....	0119
1801	CAPSULE DEFLECTORS (M1245)	0120
1801	CAPSULE EXTERIOR BRACKETS AND STEPS (M1240)	0121
1801	CAPSULE EXTERIOR BRACKETS (M1240A1).....	0122
1801	CAPSULE EXTERIOR BRACKETS (M1245)	0123
1801	CAPSULE STEPS (M1240A1)	0124
1801	CAPSULE SHELL (M1240)	0125
1801	CAPSULE SHELL (M1240A1)	0126
1801	CAPSULE SHELL (M1245)	0127
1801	DASHBOARD INSTALLATION (M1240)	0128
1801	DASHBOARD INSTALLATION (M1240A1)	0129
1801	DOORS AND WINDOWS (M1240).....	0130
1801	DOORS AND B-PILLAR HANDLES (M1240A1).....	0131
1801	DOORS AND MOUNTING (M1245).....	0132
1801	INGRESS ACCESSORIES (M1245)	0133
1801	GLOVE BOX COVER (M1240).....	0134
1801	GLOVE BOX COVER (M1240A1)	0135
1801	GLOVE BOX COVER (M1245).....	0136
1801	HALO LIGHT BRACKETS (M1245)	0137
1801	HOOD ASSEMBLY AND INNER FENDERS (M1240).....	0138
1801	HOOD ASSEMBLY (M1240A1)	0139
1801	HOOD ASSEMBLY (M1245)	0140
1801	HOOD ACCESS STEPS (M1245)	0141
1801	HOOD SUPPORT ASSEMBLY (M1240)	0142
1801	HOOD SUPPORT ASSEMBLY (M1240A1)	0143
1801	INTERIOR TRIM (M1240).....	0144

TABLE OF CONTENTS (CONTINUED)

		<u>WP Sequence No.</u>
1801	INTERIOR TRIM (M1240A1)	0145
1801	INTERIOR TRIM (M1245)	0146
1802	FRONT DEBRIS GUARDS (M1240A1)	0147
1802	FRONT FENDER ASSEMBLY (M1240A1)	0148
1802	FRONT FENDER AND MUD PROTECTION ASSEMBLY (M1245)	0149
1802	INNER FRONT FENDER (M1240A1)	0150
1802	SPLASH GUARDS (M1240A1)	0151
1802	WHEEL DEFLECTOR KIT (M1240)	0152
1802	DOOR ARMORED GLASS ASSEMBLIES (M1245)	0153
1802	WINDSHIELD ASSEMBLY (M1245)	0154
1806	SEATS AND SEAT BELTS (M1240)	0155
1806	SEAT ASSEMBLIES (M1240A1)	0156
1806	SEAT ASSEMBLY, DRIVER (M1245)	0157
1806	SEAT ASSEMBLY, REAR (M1245)	0158
1806	SEAT BELT ASSEMBLY (M1240A1)	0159
1806	SEAT BELT ASSEMBLY, DRIVER (M1245)	0160
1806	SEAT BELT ASSEMBLY, PASSENGER (M1245)	0161
1806	FLOOR MATS (M1240A1)	0162
1806	FLOOR MATS (M1245)	0163
1808	A-KIT AND C4ISR ASSEMBLY (M1240)	0164
1808	A-KIT AND C4ISR ASSEMBLY (M1240A1)	0165
1808	A-KIT,C4ISR AND CHECK 6 (M1245)	0166
1808	CVRJ DUKE MOUNTING ASSEMBLY (M1240A1)	0167
1808	GFE CABINETS (M1245)	0168
1808	GFE RACK (M1240A1)	0169
1808	GFE RACK (M1245)	0170
1808	HVAC GFE RACK (M1245)	0171
1808	STOWAGE BOX ASSEMBLIES (M1240A1)	0172
1808	STOWAGE BOX ASSEMBLY (M1245)	0173
1810	CARGO DECK ASSEMBLY (M1240)	0174
1810	CARGO DECK ASSEMBLY (M1240A1)	0175
1810	CARGO DECK ASSEMBLY (M1245)	0176
1810	CARGO FENDERS AND MOUNTING (M1240A1)	0177

TABLE OF CONTENTS (CONTINUED)

		<u>WP Sequence No.</u>
1810	CARGO BODY (M1245)	0178
1810	LEFT CARGO DOOR ASSEMBLY (M1245).	0179
1810	RIGHT CARGO DOOR ASSEMBLY (M1245)	0180
1810	LEFT REAR CARGO DOOR ASSEMBLY (M1245)	0181
1810	RIGHT REAR CARGO DOOR ASSEMBLY (M1245).	0182
 GROUP 19 TURRET		
1901	GUNNER PLATFORM ASSEMBLY (M1240A1).	0183
1903	M1114 WEAPON MOUNT ASSEMBLY (M1240).	0184
1903	TURRET ASSEMBLY (M1240A1)	0185
1903	ARMORED HATCH WEAPON MOUNT (M1245).	0186
1903	REMOTE WEAPON SYSTEM (M1245)	0187
 GROUP 20 WINCH		
2001	WINCH (M1240)	0188
2001	WINCH ASSEMBLY (M1240A1).	0189
 GROUP 22 BODY, CHASSIS OR HULL, AND ASSEMBLY ITEMS		
2201	CARGO COVER (M1240).	0190
2201	BLACKOUT CURTAINS (M1245).	0191
2201	QUICK LOCK WALL (M1245).	0192
2201	QUICK LOCK FLOOR (M1245)	0193
2202	CARGO ACCESS LADDER (M1245).	0194
2202	MIRROR ASSEMBLY (M1240).	0195
2202	AUXILIARY MIRRORS (M1240A1)	0196
2202	WINDSHIELD WIPERS ASSEMBLY (M1240)	0197
2202	WINDSHIELD WIPERS ASSEMBLY (M1245)	0198
2210	LABELS (M1240A1)	0199
 GROUP 42 ELECTRICAL EQUIPMENT		
4202	CHECK 6 (M1240A1)	0200
 GROUP 43 HYDRAULIC, FLUID, AIR, AND VACUUM SYSTEMS		
4317	AIR SOLENOID MANIFOLD (M1240).	0201
 GROUP 52 REFRIGERATION AND AIR CONDITIONING COMPONENTS		
5200	HEATING/AIR CONDITIONING ENGINE (M1240)	0202
5200	HVAC COMPRESSOR AND PIPING (M1240A1).	0203

TABLE OF CONTENTS (CONTINUED)

	<u>WP Sequence No.</u>
5247 HEATING/AIR CONDITIONING CAB (M1240)	0204
5247 HVAC REAR ASSEMBLY (M1245)	0205
GROUP 64 VENTILATING FANS AND BLOWERS	
6401 CARGO GFE COOLING FANS (M1245)	0206
GROUP 67 PRECISION INSTRUMENTS AND SYSTEMS	
6703 ANTENNA PLATFORM (M1240A1)	0207
6713 ARMY GFE CABLES (M1240A1)	0208
6713 ARMY GFE CABLES (M1245)	0209
6713 MARINE GFE CABLES (M1240A1)	0210
GROUP 76 FIRE FIGHTING EQUIPMENT COMPONENTS	
7639 FIRE SUPPRESSION SYSTEM (M1240)	0211
7639 FIRE SUPPRESSION CAPSULE (M1240A1)	0212
7639 FIRE SUPPRESSION CAPSULE (M1245)	0213
7639 FIRE SUPPRESSION ENGINE COMPARTMENT (M1240A1)	0214
7639 FIRE SUPPRESSION ENGINE COMPARTMENT (M1245)	0215
7639 FIRE SUPPRESSION FRONT WIRING (M1240A1)	0216
7639 FIRE SUPPRESSION FRONT TIRE CYLINDER AND PIPING (M1240A1)	0217
7639 FIRE SUPPRESSION FRONT TIRE CYLINDER AND PIPING (M1245)	0218
7639 FIRE SUPPRESSION PIPING (M1240A1)	0219
7639 FIRE SUPPRESSION PIPING (M1245)	0220
7639 FIRE SUPPRESSION REAR TIRE CYLINDER AND PIPING (M1240A1)	0221
7639 FIRE SUPPRESSION REAR TIRE CYLINDER AND PIPING (M1245)	0222
KITS	0223
BULK ITEMS LIST (M1240)	0224
BULK ITEMS LIST (M1240A1)	0225
BULK ITEMS LIST (M1245)	0226
SPECIAL TOOLS LIST (M1240)	0227
SPECIAL TOOLS LIST (M1240A1)	0228
SPECIAL TOOLS LIST (M1245)	0229
PART NUMBER TO NATIONAL STOCK NUMBER (NSN) CROSS REFERENCE	0230

CHAPTER 1

REPAIR PARTS AND SPECIAL TOOLS LIST FOR M1240, M1240A1, AND M1245

INTRODUCTION

SCOPE

This Repair Parts and Special Tools List (RPSTL) contains parts for the M-ATV Base Model M1240, M-ATV Variant Model M1240A1, and the M-ATV Variant Model M1245. While the majority of parts and quantities are common between the three models (M1240, M1240A1, & M1245), variant specific figures have been created to show differences in configuration. M-ATV Variant Model M1240A1 and the M-ATV Variant Model M1245 figures should be used in conjunction with the comparable figure(s) for the M-ATV M1240 Base Model when applicable. Additionally, M-ATV Variant Model M1240A1 and M1245 figures may be referenced for Base Model M1240 vehicles that have been modified with multiple field service upgrade kits.

GENERAL

In addition to this Introduction work package, this Parts Manual is divided into the following work packages:

Repair Parts List Work Package. This work package includes a list of spares and repair parts authorized by this RPSTL for use in the performance of maintenance. MRP (Mandatory Replacement Parts) are identified in many illustrations by a circle around the callout. Figures with more than one illustration are identified as Sheet 1 of the final page count. Repair parts kits and consumables are listed separately in their own figures.

Special Tools List Work Package. This work package includes a list of special tools, and special support equipment authorized by this RPSTL. Tools that are components of common tool sets are not listed.

Part Number to National Stock Number (NSN) Cross Reference Work Package. This work package lists all referenced part numbers and their associated NSN if available.

EXPLANATION OF COLUMNS IN THE REPAIR PARTS AND SPECIAL TOOLS LIST WORK PACKAGES

EXAMPLE

(1) FIG.	(2) ITEM	(3) PART NO.	(4) DESCRIPTION	(5) QTY.	(6) U/M
			GROUP 0100 ENGINE ASSEMBLY FIG. 001 ENGINE ASSEMBLY (M1240)		
1	1	3660751	CLIP, CUSHION	2	EA

Column (1) - Fig. Number assigned to identify the figure or illustration.

Column (2) – Item. This number is assigned to the listing entry and is used to identify items in the illustration. Not all items are called out in the illustrations. Items not identified by an Item Number are labeled NI, (Not Illustrated).

Column (3) – Part No. Indicates the primary number used by the manufacturer (individual, company, firm, corporation, or government entity, which controls the design and characteristics of the item by means of its engineering drawings, specification standards, and inspection requirements) to identify an item or range of items, or it is a number issued by vehicle OEM to identify the item.

Column (4) – Description. Indicates the item name and, when required, the minimum description to identify the item.

Column (5) – Qty. Indicates the quantity of an item per assembly.

Column (6) – Unit of Measure (U/M). Indicates the measure used in performing the actual maintenance function. This measure is expressed by two-character alphabetical abbreviations (e.g., EA, IN, PR). If the unit of measure differs from the unit of issue, requisition the lowest unit of issue that will satisfy the requirements.

EXPLANATION OF COLUMNS IN THE BULK ITEM LIST WORK PACKAGES

EXAMPLE

(1) NSN	(2) CAGE CODE	(3) PART NUMBER	(4) DESCRIPTION	(5) QTY.
4720-01-164-7803	45152	40AW168	HOSE, NONMETALLIC.	1

Column (1) – NSN. This column lists the NSN by National Identification Number.

Column (2) – CAGE CODE. The Commercial and Government Entity Code (CAGE) is a 5 digit numeric code, which is used to identify the manufacturer, distributor, or Government agency, etc., that supplies the item.

Column (3) – PART NUMBER. Indicates the primary number used by the manufacturer (individual, company, firm, corporation, or government entity, which controls the design and characteristics of the item by means of its engineering drawings, specification standards, and inspection requirements) to identify an item or range of items, or it is a number issued by vehicle OEM to identify the item.

Column (4) – DESCRIPTION. Indicates the item name and, when required, the minimum description to identify the item.

Column (5) – Qty. Indicates the quantity of an item required per vehicle.

EXPLANATION OF COLUMNS IN THE PART NUMBER TO NATIONAL STOCK NUMBER (NSN) CROSS REFERENCE WORK PACKAGE

Part numbers in this cross reference are listed by part number in ascending alphanumeric sequence.

PART NUMBER Column. Indicates the part number assigned to the item.

CAGE CODE Column. Indicates the manufacturer, distributor, or Government agency activity that supplies the item.

NSN Column. This column lists the associated National Stock Number.

END OF WORK PACKAGE

**FIELD AND SUSTAINMENT MAINTENANCE
ENGINE ASSEMBLY (M1240)**

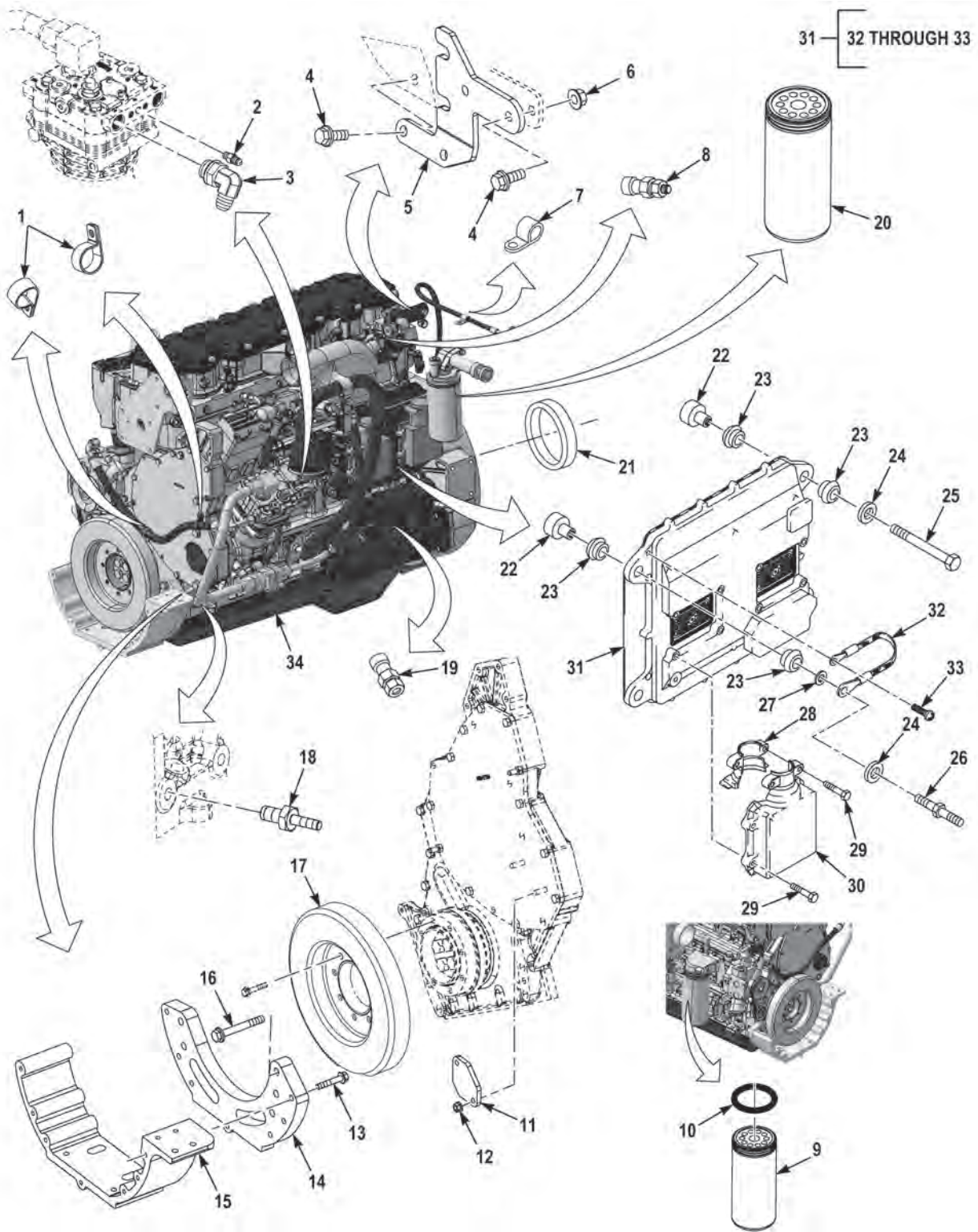


FIGURE 1 - ENGINE ASSEMBLY (M1240)

(1) FIG.	(2) ITEM	(3) PART NO.	(4) DESCRIPTION	(5) QTY.	(6) U/M
			GROUP 0100 ENGINE ASSEMBLY FIG. 1 ENGINE ASSEMBLY (M1240)		
1	1	3660751	CLIP, CUSHION	2	EA
1	2	54339AX	FITTING, 45, 4JIC.	1	EA
1	3	24524FX	FITTING, 90, 12JIC.	1	EA
1	4	3524927053	SCREW, FLANGED, HEXAGON HEAD, M10-1.5 X 25	4	EA
1	5	3681616	BRACKET, AIR SENSOR MOUNTING	1	EA
1	6	3524928003	NUT, SELF-LOCKING, HEXAGON HEAD, M10-1.5 . .	2	EA
1	7	2286HX	CLIP, CUSHION	1	EA
1	8	191-6587	SENSOR, GP TEMPERATURE	1	EA
1	9	3721588	FILTER, ENGINE OIL.	1	EA
1	10	3703936	O-RING, ENGINE OIL FILL	1	EA
1	11	3823433	PLATE, BLOCKOFF, ENGINE OIL.	1	EA
1	12	3524928002	NUT, SELF-LOCKING, HEXAGON HEAD, M8-1.25 . .	2	EA
1	13	3478412	SCREW, CAP, HEXAGON HEAD, .38-16 X 2	7	EA
1	14	3820498	PLATE, ENGINE MOUNT, FRT	1	EA
1	15	3831176	BRACKET, ENGINE MOUNT, FRT.	1	EA
1	16	3524927096	SCREW, FLANGED, HEXAGON HEAD, M12-1.75 X 90	5	EA
1	17	167-8121	DAMPER	1	EA
1	18	3824955	STUD	1	EA
1	19	19KP348	SENSOR, OIL PRESSURE	1	EA
1	20	6KP470	FILTER, FUEL	1	EA
1	21	7C-3571	CRANK, SEAL	1	EA
1	22	101-3128	SPACER, STEPPED	4	EA
1	23	8T-9655	MOUNT, ISOLATION.	8	EA
1	24	9N-0869	WASHER, FLAT M8.8	4	EA
1	25	5P-8347	SCREW, CAP, HEX HEAD M8-1.25 X 70 MM	3	EA
1	26	143-9392	STUD M8-1.25	1	EA
1	27	9M-1974	WASHER, FLAT M8.8	1	EA
1	28	230-7693	INSERT, PANEL	1	EA
1	29	232-1693	BOLT, ASSEMBLED WASH M6-1 X 35 MM	6	EA
1	30	230-7682	COVER, ACCESS SHIELD.	1	EA
1	31	19KP352	ENGINE CONTROL MODULE, FLASHED, M1240	1	EA
1	31	28KP748	ENGINE CONTROL MODULE, FLASHED, M1240A1. .	1	EA
1	32	7X-6315	. STRAP ELECTRICAL GROUNDING.	1	EA
1	33	184-2472	. SCREW, MACHINE #8-32 X 9.52 MM	1	EA
1	34	3855783	ENGINE, M1240, DRESSED	1	EA
1	34	4010938	ENGINE, M1240A1, DRESSED	1	EA

(1) FIG.	(2) ITEM	(3) PART NO.	(4) DESCRIPTION	(5) QTY.	(6) U/M
1	34	344-9495	ENGINE,UNDRESSED,USMC AND AIR FORCE ONLY.....	1	EA

END OF FIGURE

**FIELD AND SUSTAINMENT MAINTENANCE
ENGINE SUPPORTS (M1240)**

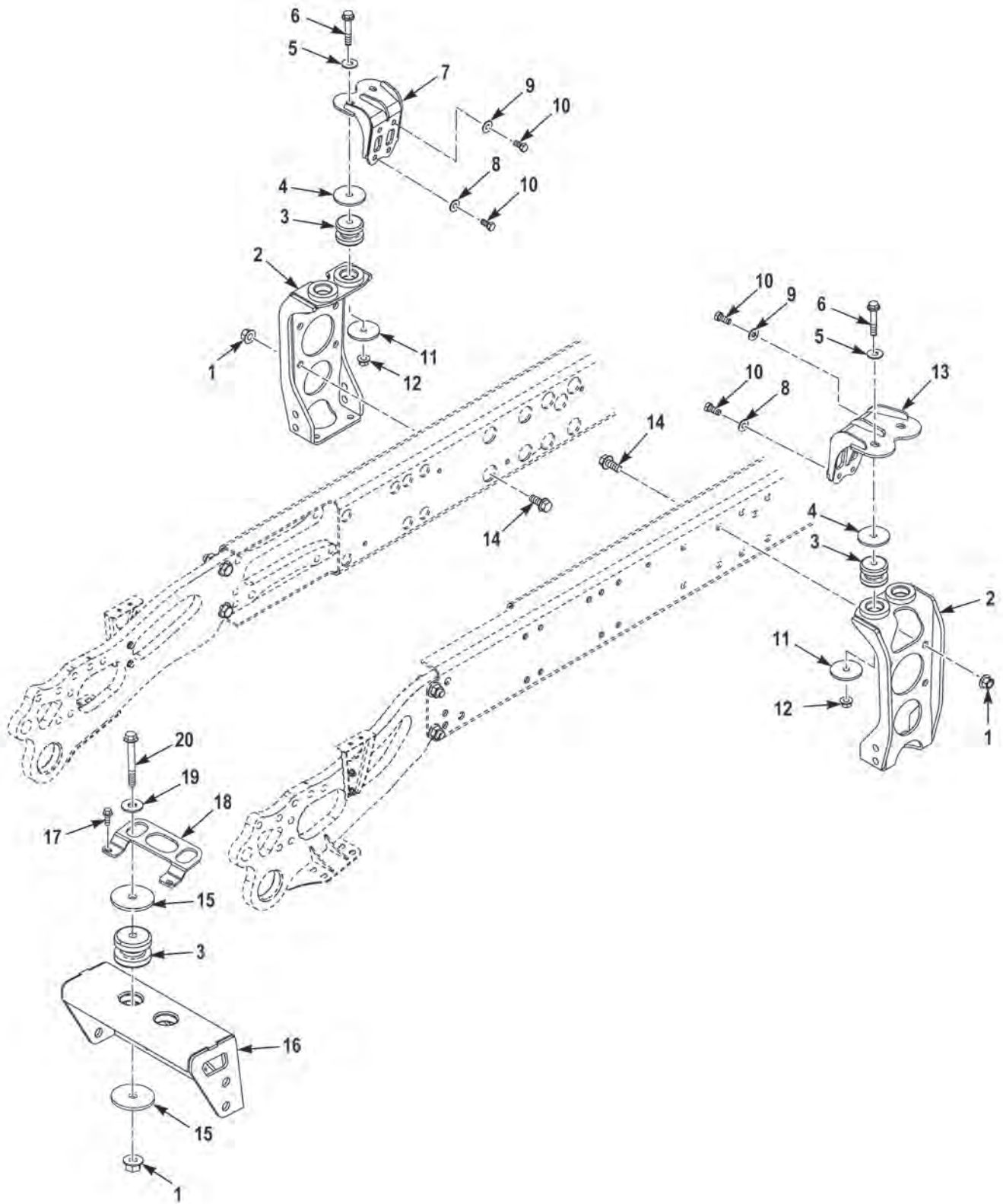


FIGURE 2 - ENGINE SUPPORTS (M1240)

(1) FIG.	(2) ITEM	(3) PART NO.	(4) DESCRIPTION	(5) QTY.	(6) U/M
			GROUP 0100 ENGINE ASSEMBLY FIG. 2 ENGINE SUPPORTS (M1240)		
2	1	3616604	NUT, SELF-LOCKING, HEXAGON, 3/4-10	8	EA
2	2	3821643	MOUNT, REAR ENG & STRG TRAY	2	EA
2	3	26541AX	MOUNT, CENTER BONDED	6	EA
2	4	3845306	WASHER, FLAT .67 X 3.50 X .10 ZY	4	EA
2	5	3416534	WASHER, FLAT .68 X 1.75 X .06 DA.	4	EA
2	6	3524931167	SCREW, FLANGED, HEXAGON HEAD, M16-2.0 X 90	4	EA
2	7	3845298	BRACKET, ENGINE MOUNT, WELDMENT RR, RH ..	1	EA
2	8	3584325	WASHER, FLAT .56 X 1.38 X .109 DA HDN	4	EA
2	9	3845355	WASHER, FLAT .56 X 1.56 X .10 ZY	4	EA
2	10	3524931124	SCREW, FLANGED, HEXAGON HEAD, M8-1.25 X 14	8	EA
2	11	3278078	WASHER, FLAT, .66 X 3.50 X .25 UF PRIMED	2	EA
2	12	3524928006	NUT, SELF-LOCKING, HEXAGON HEAD, M16-2.0 ..	6	EA
2	13	3845300	BRACKET, ENGINE MOUNT, WELDMENT RR, LH ..	1	EA
2	14	1336700	BOLT, MACHINE, 3/4-10 X 1 3/4	8	EA
2	15	127326A	WASHER, FLAT .62 X 2.81 X .19 ZP	4	EA
2	16	3831157	BRACKET, FR ENGINE MOUNT, WELDMENT	1	EA
2	17	1606140	SCREW, CAP, HEXAGON HEAD, 1/4-20 X 3/4	2	EA
2	18	3831268	RETAINER, BOLT.	1	EA
2	19	1387HX	WASHER, FLAT, 5/8.	8	EA
2	20	3524927160	SCR, FLG, HEX M16-2.0 X 130C10.9 DG	2	EA

END OF FIGURE

**FIELD AND SUSTAINMENT MAINTENANCE
ENGINE SUPPORTS (M1240A1)**

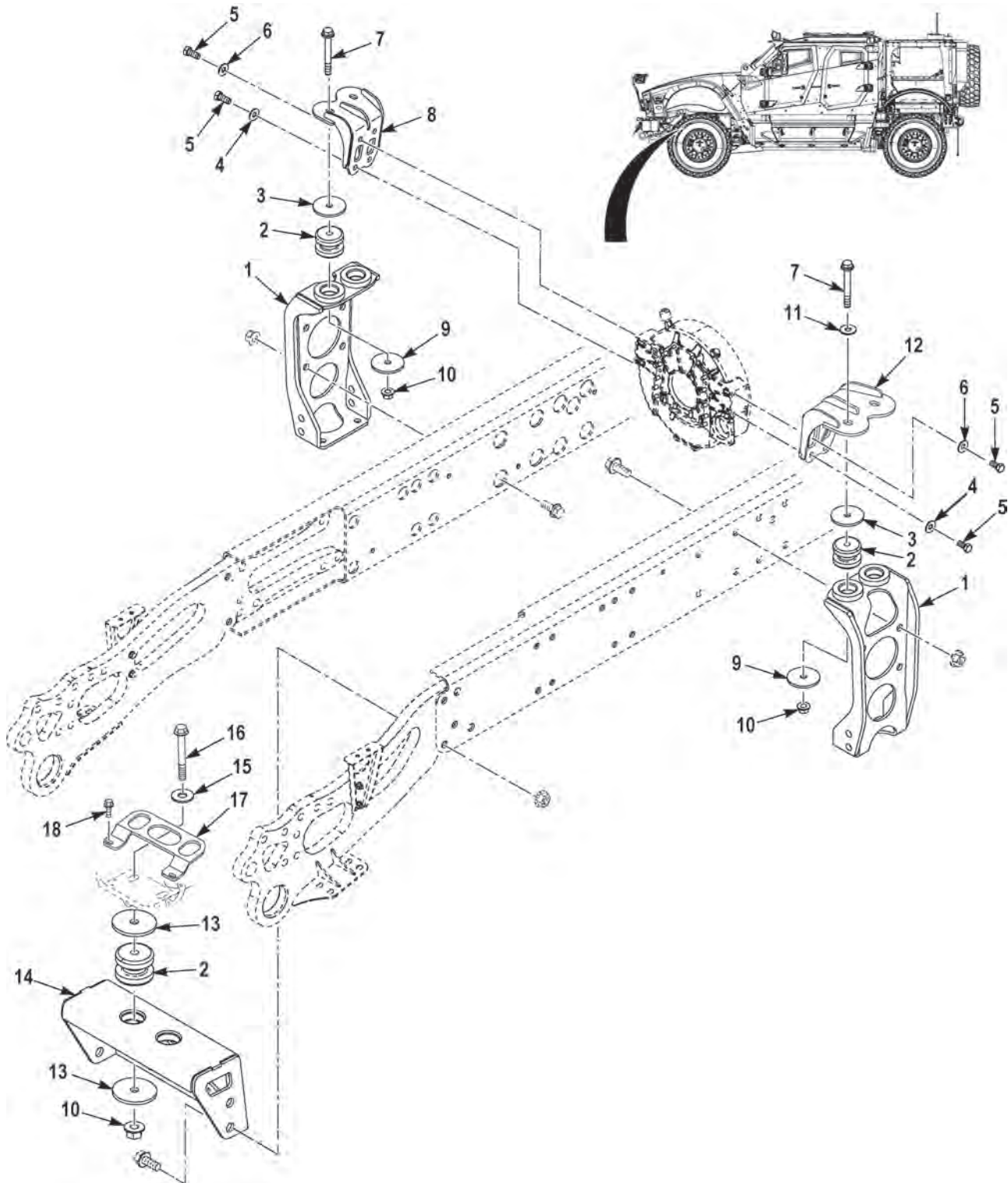


FIGURE 3 - ENGINE SUPPORTS (M1240A1)

(1) FIG.	(2) ITEM	(3) PART NO.	(4) DESCRIPTION	(5) QTY.	(6) U/M
			GROUP 0100 ENGINE ASSEMBLY FIG. 3 ENGINE SUPPORTS (M1240A1)		
3	1	3821643	BRACKET,MOUNTING,	2	EA
3	2	J-7165-1	MOUNT,RESILIENT,WEAPON SYSTEM.	6	EA
3	3	3845306	WASHER,FLAT,.67 X 3.50 X .10 ZY	4	EA
3	4	10823-04744	WASHER,FLAT,.56 X 1.38 X .109 DA HDN.	4	EA
3	5	10823-07771	SCREW,CAP,HEX HEAD,M14-2.0 X 30 MM	8	EA
3	6	3845355	WASHER,FLAT,.56 X 1.56 X .10 ZY	4	EA
3	7	3524931167	SCREW,CAP,HEX HEAD,M16-2.0 X 100 MM	4	EA
3	8	3845298	BRACKET,RR,RH.	1	EA
3	9	3278078	WASHER,FLAT,.66 X 3.50 X .25	4	EA
3	10	3524928006	NUT,SELF-LOCKING,M16-2.0	6	EA
3	11	MS27183-22	WASHER,FLAT,.68 X 1.75 X .06 DA	2	EA
3	12	3845300	BRACKET,RR,LH	1	EA
3	13	9810145-03	WASHER,FLAT,.62 X 2.81 X .19 ZY	4	EA
3	14	3831157	BRACKET,FRONT	1	EA
3	15	1387HX	WASHER,FLAT,.69 X 1.75 X .13 ZY	2	EA
3	16	3524927160	SCREW,FLANGED,HEX,M16-2.0 X 130 MM	2	EA
3	17	3831268	RETAINER,BOLT	1	EA
3	18	110961	SCREW,CAP,HEX HEAD,.25-20 X .75 G5 ZY.	2	EA

END OF FIGURE

**FIELD AND SUSTAINMENT MAINTENANCE
AIR CLEANER AND PIPING (M1240)**

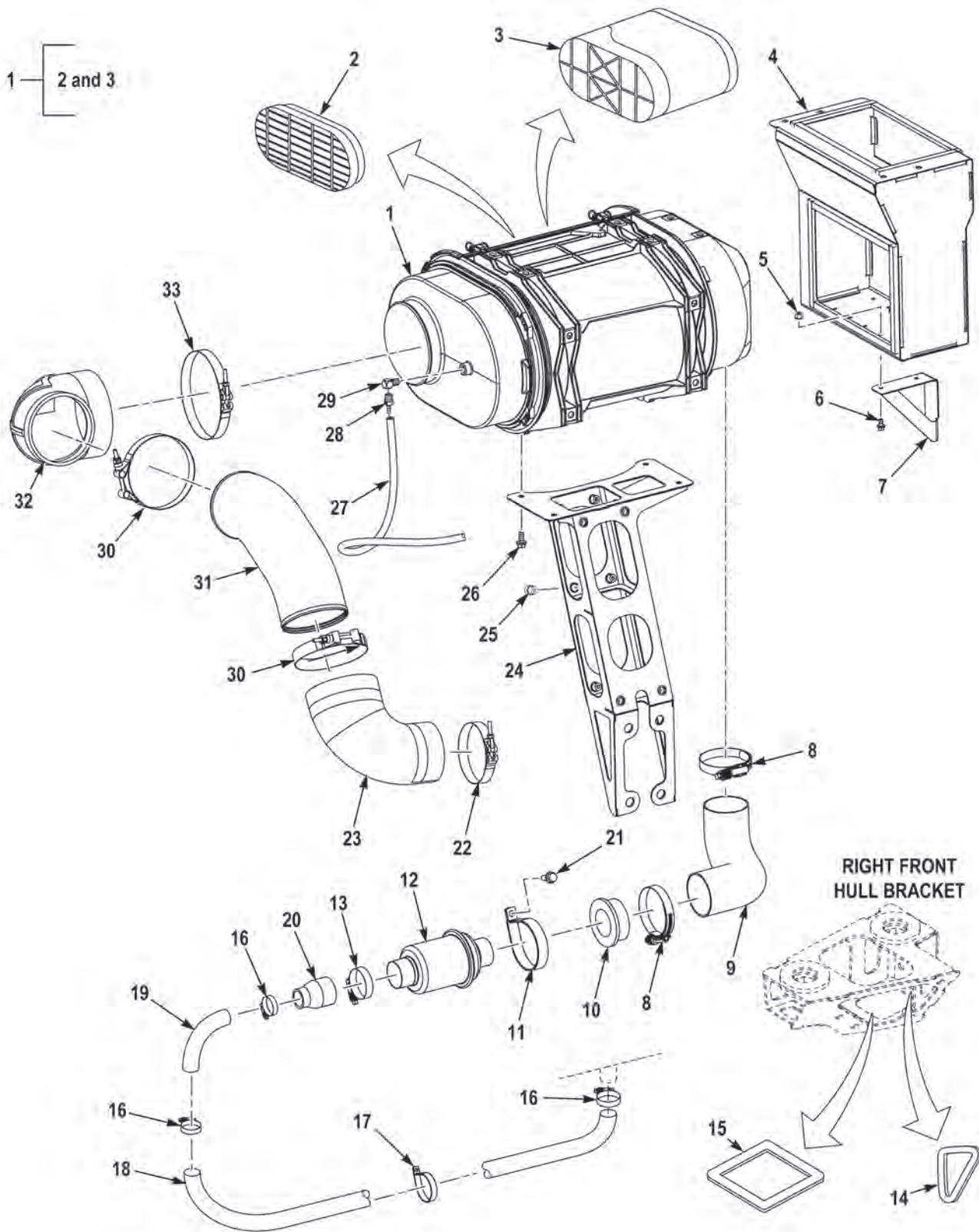


FIGURE 4 - AIR CLEANER AND PIPING (M1240)

(1) FIG.	(2) ITEM	(3) PART NO.	(4) DESCRIPTION	(5) QTY.	(6) U/M
			GROUP 0304 AIR CLEANER		
			FIG. 4 AIR CLEANER AND PIPING (M1240)		
4	1	3819531	AIR CLEANER ASSEMBLY	1	EA
4	2	P607557	. FILTER, SAFETY	1	EA
4	3	P608677	. PRIMARY FILTER, ELEMENT INTAKE	1	EA
4	4	3820854	BOX, COLD AIR INTAKE	1	EA
4	5	3436678	NUT, PLAIN, EXTENDED WASHER, HEXAGON, 1/4-20	4	EA
4	6	3429391	SCREW, HEX HEAD, FLANGED, 1/4-20 X 1/2	4	EA
4	7	3820794	BRACKET, COLD AIR INTAKE SUPPORT	2	EA
4	8	1970860	CLAMP, HOSE, 2.75-3.63	2	EA
4	9	3823292	HOSE, AIR SUCTION 3.00 ID	1	EA
4	10	3820796	ADAPTER, SLEEVE	1	EA
4	11	3400915	CLIP, RETAINING	1	EA
4	12	3693455	VALVE, CHECK, ASPIRATOR	1	EA
4	13	1970850	CLAMP, HOSE 1.75-2.63	1	EA
4	14	1467160-4	QUICKEDGE .135-.250 THK	1	EA
4	15	1467160-5	QUICKEDGE .135-.250 THK	1	EA
4	16	1970840	CLAMP, HOSE 1.06-2.00	2	EA
4	17	2681HX	CLAMP, LOOP	1	EA
4	18	3704186-80	HOSE, AIR SUCTION, HOT 1.50 ID.	1	EA
4	19	3825245	TUBE.	1	EA
4	20	3825241	HOSE, INTAKE, ST 2.00-1.50 RB	1	EA
4	21	3266315	SCREW, FLANGED, HEXAGON HEAD, .31-18 X 1.00	2	EA
4	22	3051092	CLAMP, T-BOLT 4.25-4.80	1	EA
4	23	3236733	ELBOW, 90, AIR INTAKE	1	EA
4	24	3820695	AIR CLEANER SUPPORT	1	EA
4	25	2026010	INSERT, SCREW THREAD .31-18.	3	EA
4	26	3524927024	SCREW, FLANGED, HEXAGON HEAD, M8-1.25 X 20.	4	EA
4	27	40AW168-120	HOSE, WINDSHIELD WASHER.	1	EA
4	28	3716084	FITTING, STRAIGHT	1	EA
4	29	3606658	FITTING, ELBOW	1	EA
4	30	3749705	CLAMP, T-BOLT 5.19-5.67	2	EA
4	31	3834863	TUBE, INTAKE 5.0 AL	1	EA
4	32	131807A	ELBOW, 90, REDUCER, 6.00 ID, RBR	1	EA
4	33	55184BX	CLAMP, HOSE	1	EA

END OF FIGURE

**FIELD AND SUSTAINMENT MAINTENANCE
AIR CLEANER (M1240A1)**

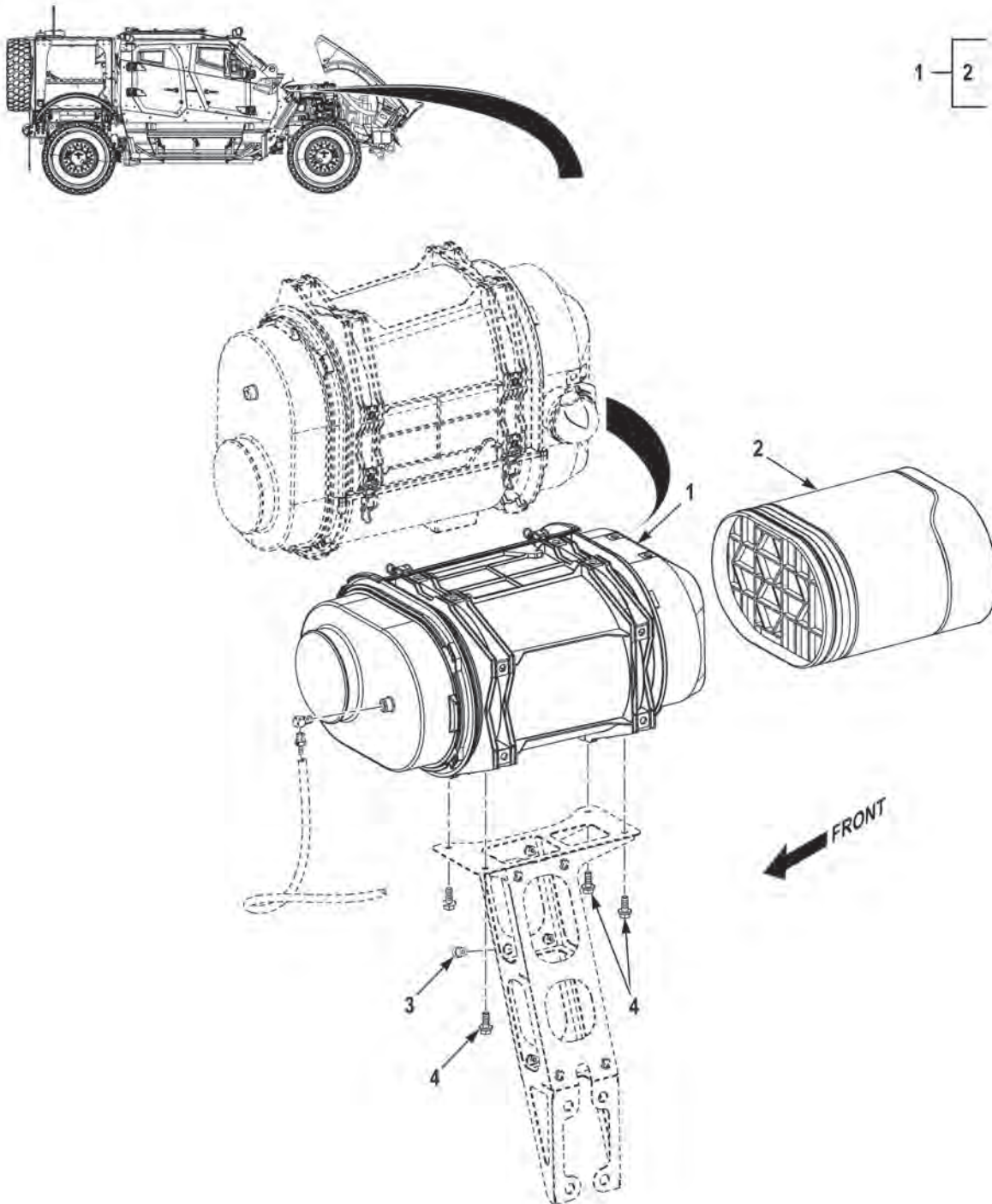


FIGURE 5 - AIR CLEANER (M1240A1)

(1) FIG.	(2) ITEM	(3) PART NO.	(4) DESCRIPTION	(5) QTY.	(6) U/M
			GROUP 0304 AIR CLEANER FIG. 5 AIR CLEANER (M1240A1)		
5	1	D120117	AIR CLEANER,INTAKE,	1	EA
5	2	P621116	. FILTER,AIR CLEANER,	1	EA
5	3	ALS4-518-150	NUT,PLAIN,BLIND,5/16-18.	2	EA
5	4	3524927024	SCREW, FLANGED, HEXAGON HEAD,M8-1.25 X 20	3	EA

END OF FIGURE

**FIELD AND SUSTAINMENT MAINTENANCE
FUEL TANK ASSEMBLY (M1240)**

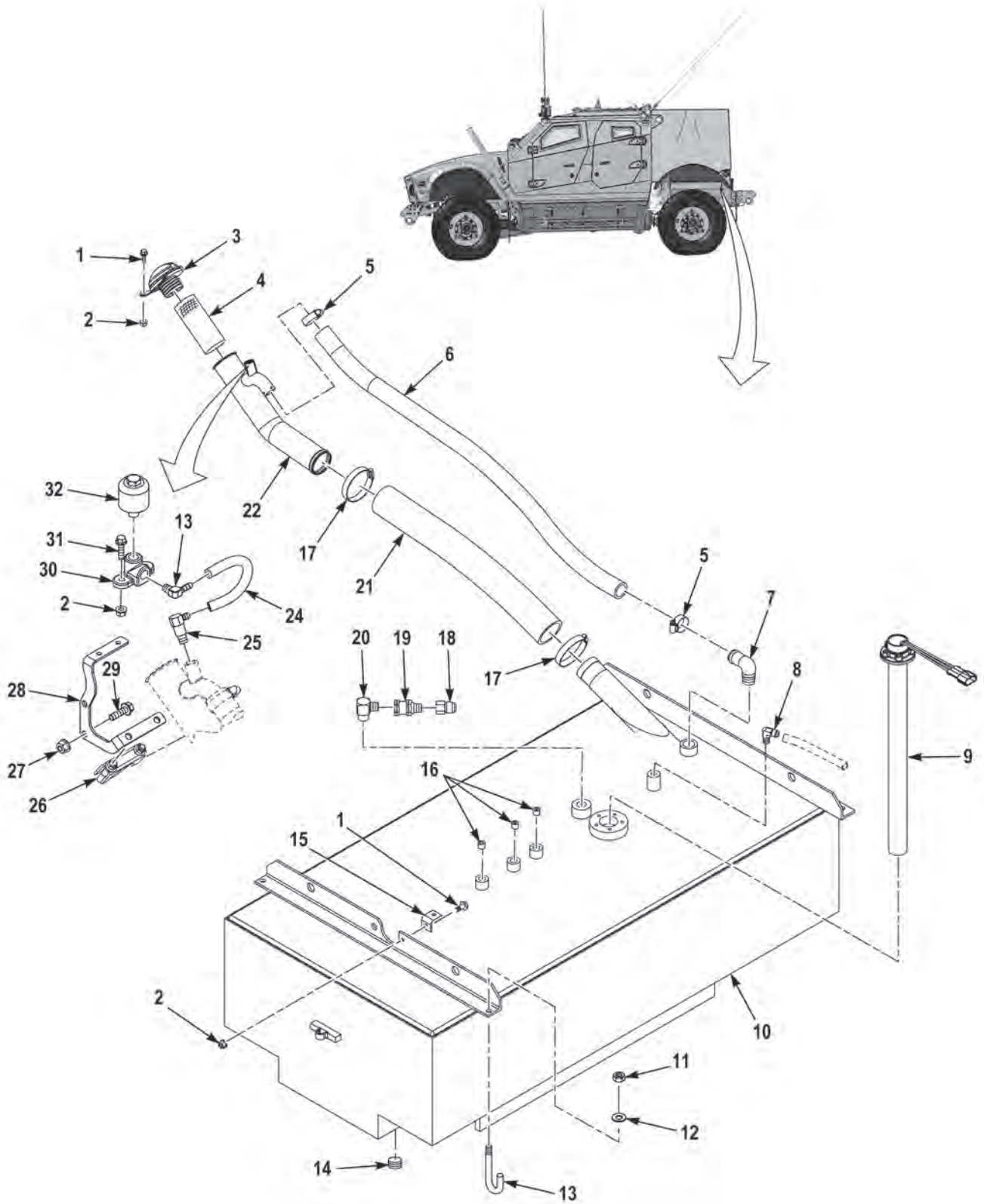


FIGURE 6 - FUEL TANK ASSEMBLY (M1240)

(1) FIG.	(2) ITEM	(3) PART NO.	(4) DESCRIPTION	(5) QTY.	(6) U/M
			GROUP 0306 FUEL TANKS, LINES, FITTINGS, AND HEADERS		
			FIG. 6 FUEL TANK ASSEMBLY (M1240)		
6	1	1606140	SCREW, CAP, HEX HEAD, 1/4-20 X 3/4	1	EA
6	2	1600460	NUT, SELF-LOCKING, CLINCH, .25-20	7	EA
6	3	3828398	CAP, FUEL	1	EA
6	4	3833903	STRAINER	1	EA
6	5	3334964	CLAMP, HOSE	2	EA
6	6	3832637	HOSE, ENT.	1	EA
6	7	35386AXW	ELBOW, PIPE TO TUBE.	1	EA
6	8	7736GX	FITTING, 90.	1	EA
6	9	3817321	SENDER, FUEL LEVEL	1	EA
6	10	3845252	TANK, FUEL	1	EA
6	11	108708A	NUT, SELF-LOCKING, HEXAGON, .38-16.	4	EA
6	12	362AX	WASHER, FLAT, 3/8	4	EA
6	13	3819581	J-HOOK.	4	EA
6	14	1589180	PLUG	1	EA
6	15	3832635	BRACKET	1	EA
6	16	111500A	PLUG	3	EA
6	17	32664AX	CLAMP, HOSE	2	EA
6	18	1360610	FITTING, 90.	1	EA
6	19	123125A	FITTING, STRAIGHT	1	EA
6	20	33211AX	FITTING, ELBOW, ADAPTER.	1	EA
6	21	3832636	HOSE, FUEL.	1	EA
6	22	3844189	FILL NECK	1	EA
6	23	3065317	FITTING, 90 4 BARB -4 NPT MM BR.	1	EA
6	24	65058AX	HOSE	1	EA
6	25	1568400	VALVE, TANK, VENT	1	EA
6	26	3680471	CLAMP	1	EA
6	27	115307A	NUT, FLG, LKDT	2	EA
6	28	3839232	BRACKET, FUEL TUBE SUPPORT	1	EA
6	29	3811656	SCREW, FLG, HEX.	2	EA
6	30	1213FX	ELBOW, DROP 90	1	EA
6	31	1754140	SCREW, FLG, HEX.	2	EA
6	32	3065318	BREATHER, TRANSMISSION	1	EA

END OF FIGURE

**FIELD AND SUSTAINMENT MAINTENANCE
FUEL TANK ASSEMBLY (M1240A1)**

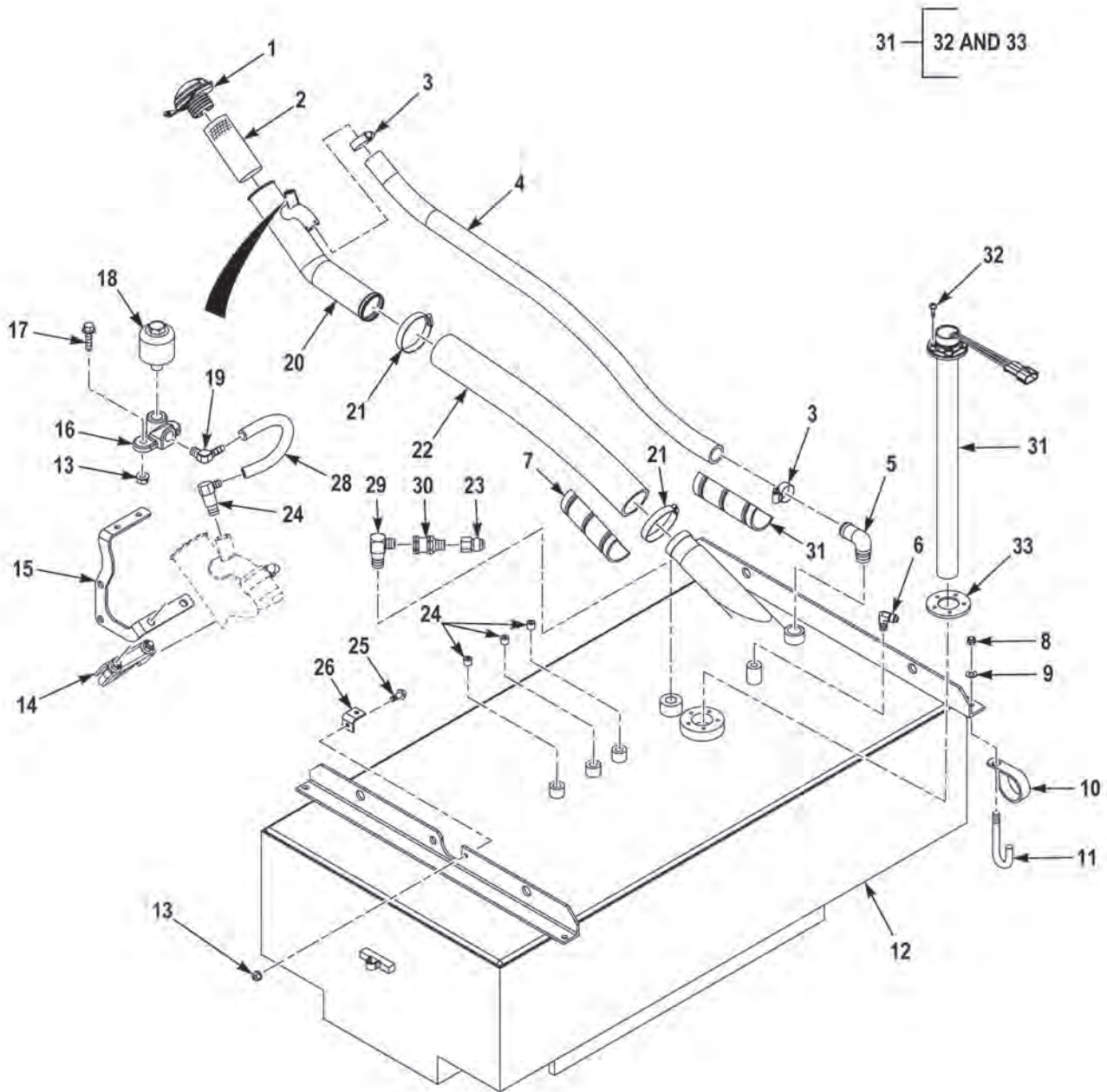


FIGURE 7 - FUEL TANK ASSEMBLY (M1240A1)

(1) FIG.	(2) ITEM	(3) PART NO.	(4) DESCRIPTION	(5) QTY.	(6) U/M
			GROUP 0306 FUEL TANKS, LINES, FITTINGS, AND HEADERS		
			FIG. 7 FUEL TANK ASSEMBLY (M1240A1)		
7	1	2302P103	CAP,FILLER OPENING,	1	EA
7	2	3010085	FILTER ELEMENT,FLUID	1	EA
7	3	5416K16	CLAMP,HOSE,	2	EA
7	4	3832637	HOSE,NONMETALLIC,.	1	EA
7	5	Q-HB-6383	ELBOW,PIPE TO TUBE,.	1	EA
7	6	MS51504A6	ELBOW,PIPE TO TUBE,.	1	EA
7	7	HP4-B	GUARD,HOSE-TUBING,4 IN BLACK.	2	EA
7	8	108708A	NUT,SELF-LOCKING,3/8-16.	4	EA
7	9	96056	WASHER,FLAT,.38 X .81 X .07 ZY	4	EA
7	10	COV-3313	CLAMP,LOOP,2.00 ID	1	EA
7	11	3819581	BOLT,HOOK,3/8-16 X 5	4	EA
7	12	3845252	TANK,FUEL,	1	EA
7	13	0192408	NUT,SELF-LOCKING,.25-20 G5 ZY	3	EA
7	14	UD0188SSA	CLAMP,LOOP,.	1	EA
7	15	3857091	BRACKET,VEHICULAR,.	1	EA
7	16	201010N	CONNECTOR,MULTIPLE,FLUID PRESSURE LINE . .	1	EA
7	17	0110960	SCREW,CAP,HEX HEAD,.25-20 X 1.00 G5 ZY	2	EA
7	18	3065318	BREATHER,	1	EA
7	19	129HB-4-4	ELBOW,90 BARBED,	1	EA
7	20	3844189	FILLER NECK,VEHICULAR COMPONENTS.	1	EA
7	21	32664AX	CLAMP,	2	EA
7	22	3832636	HOSE,NONMETALLIC,.	1	EA
7	23	MS51503A8	ADAPTER,STRAIGHT,	1	EA
7	24	111500A	PLUG,PIPE,.	3	EA
7	25	110961	SCREW,CAP,HEX HEAD,.25-20 X .75 G5 ZY	1	EA
7	26	3832635	BRACKET,ANGLE,	1	EA
7	27	218-1	ELBOW,PIPE TO HOSE,	1	EA
7	28	65058AX-006	HOSE,NONMETALLIC,MAKE FROM HOSE P/N 2556-4 (01276), 6 IN LG.	1	EA
7	29	8-6 140237	ELBOW,PIPE,.	1	EA
7	30	2650	VALVE,REFRIGERATION,	1	EA
7	31	9607721	TRANSMITTER.LIQUID	1	EA
7	32	9607721-XAFZZ	. SCREW,MACHINE #10-32 X 1.	5	EA
7	33	R8880	. GASKET	1	EA

END OF FIGURE

**FIELD AND SUSTAINMENT MAINTENANCE
FUEL TANK ASSEMBLY (M1245)**

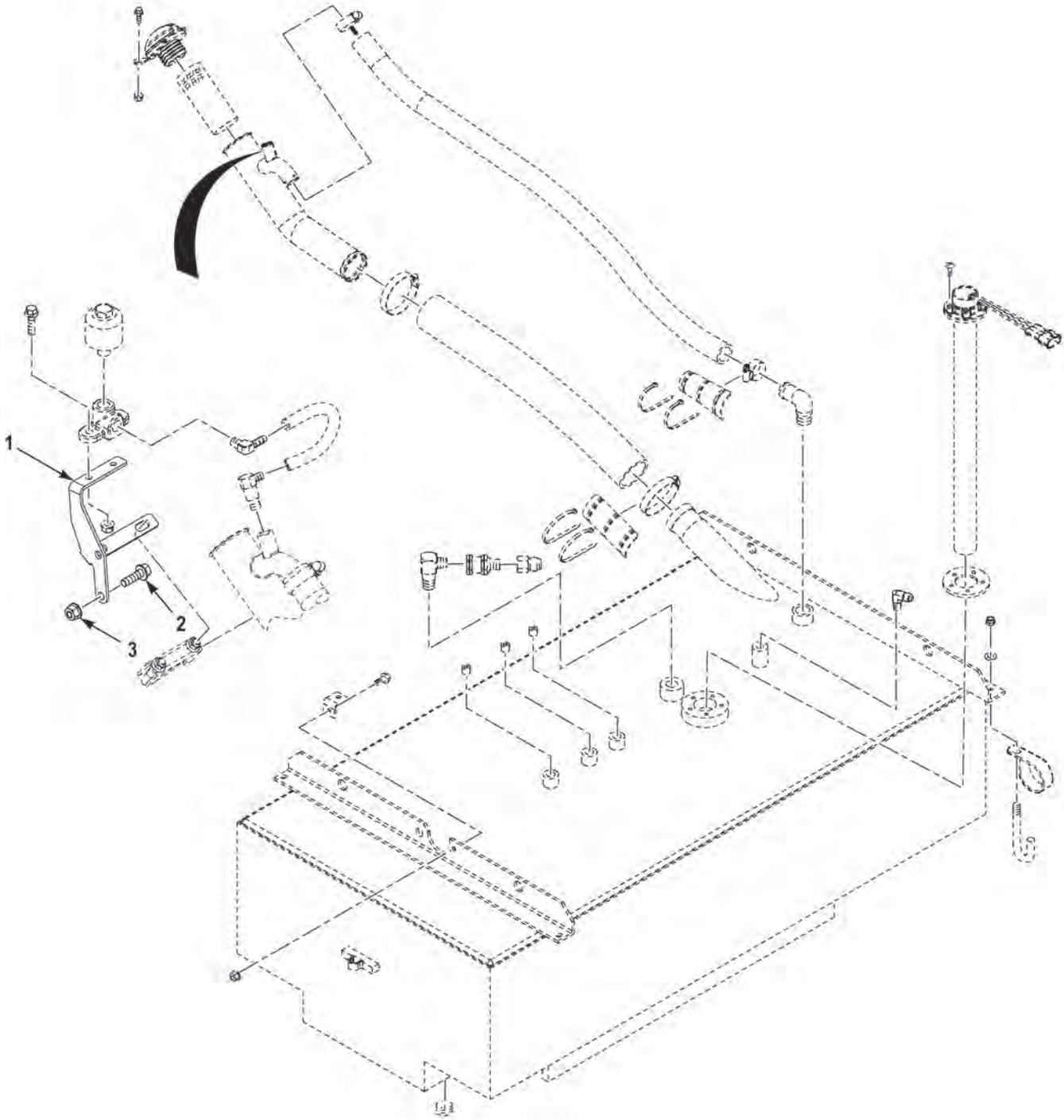


FIGURE 8 - FUEL TANK ASSEMBLY (M1245)

(1) FIG.	(2) ITEM	(3) PART NO.	(4) DESCRIPTION	(5) QTY.	(6) U/M
			GROUP 0306 FUEL TANKS, LINES, FITTINGS, AND HEADERS		
			FIG. 8 FUEL TANK ASSEMBLY (M1245)		
8	1	3882734	BRACKET,VEHICULAR	1	EA
8	2	0142772	SCREW,CAP,HEX HEAD,.38-16X1.00 G8 PO.	2	EA
8	3	S075142	NUT,SELF-LOCKING,.38-16 G8 PO.	2	EA

END OF FIGURE

**FIELD AND SUSTAINMENT MAINTENANCE
FUEL SYSTEM PLUMBING (M1240)**

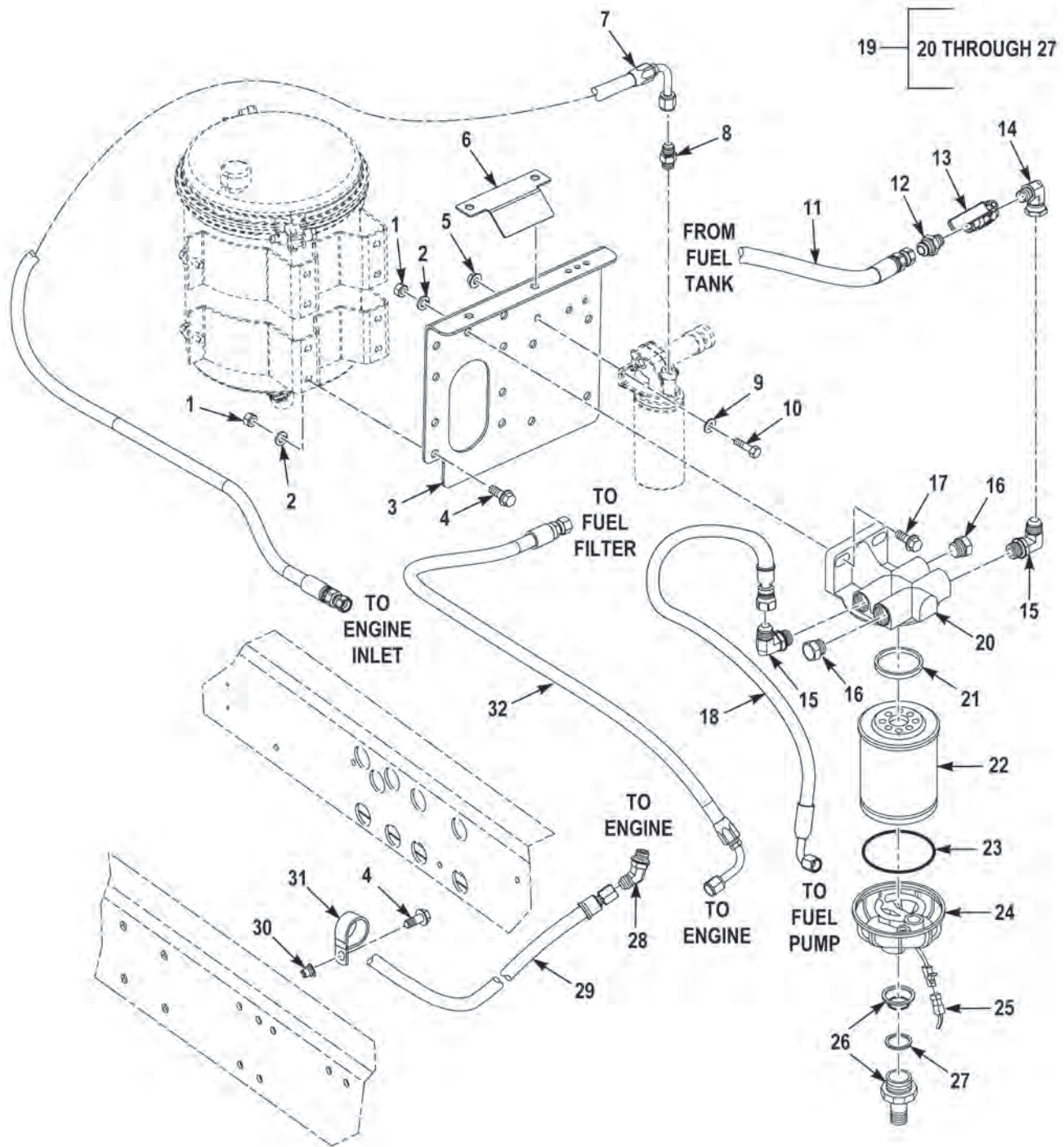


FIGURE 9 - FUEL SYSTEM PLUMBING (M1240)

(1) FIG.	(2) ITEM	(3) PART NO.	(4) DESCRIPTION	(5) QTY.	(6) U/M
			GROUP 0306 FUEL TANKS, LINES, FITTINGS, AND HEADERS		
			FIG. 9 FUEL SYSTEM PLUMBING (M1240)		
9	1	434AX1	NUT, HEXAGON HEAD .38-16.	10	EA
9	2	351AX	WASHER, LOCK, SPLIT .38 X .68 X 30 X .09 ZY HD.	10	EA
9	3	3825954	BRACKET, FUEL SEPARATOR.	1	EA
9	4	1614120	BOLT, MACHINE, .38-16 X 1.	8	EA
9	5	369AX1	NUT, HEXAGON .31-18 G5 ZY.	2	EA
9	6	3834531	BRACKET.	1	EA
9	7	3833969	HOSE, FUEL.	1	EA
9	8	8966GX	ADAPTER, STRAIGHT.	1	EA
9	9	354AX	WASHER, LOCK, SPLIT .31 X .59 X .08 ZY.	2	EA
9	10	1754210	SCREW, FLANGE, HEXAGON .31-18 G5 ZY.	2	EA
9	11	3843068	HOSE, FUEL.	1	EA
9	12	3947FX	FITTING, STRAIGHT, 8J1C-6NPT MM ST.	1	EA
9	13	3506740	VALVE, BALL .38 NPT.	1	EA
9	14	3829064	FITTING, 90 6 NPT-8J1C MF SWVL.	1	EA
9	15	14946FX	FITTING, 90 12J1C-12ORG MM ST.	8	EA
9	16	1461650	FITTING, PLUG 8ORG M ST.	2	EA
9	17	1754280	SCREW, CAP, FLANGED HEAD.	2	EA
9	18	3833967	HOSE, FUEL.	1	EA
9	19	3268850	FUEL WATER SEPARATOR.	1	EA
9	20	6HB953	. HEAD, FILTER.	1	EA
9	21	6MB174	. GASKET, BEVELED.	1	EA
9	22	2GL819	. FILTER ELEMENT, FLUID.	1	EA
9	23	6HB954	. O-RING.	1	EA
9	24	6HB957A	. BOWL, SEDIMENT.	1	EA
9	25	6HB957B	. CONNECTOR BODY, PLUG.	1	EA
9	26	30476	. KNOB, SELF DRAIN.	1	EA
9	27	22099	. GASKET, BYPASS.	1	EA
9	28	2026050	FITTING, 45 6ORG-6J1C MM ST.	1	EA
9	29	3829654	HOSE, FUEL.	1	EA
9	30	2064090	INSERT, THREADED .38-16.	2	EA
9	31	2334HX	CLAMP, LOOP.	5	EA
9	32	3833968	HOSE, FUEL.	1	EA

END OF FIGURE

**FIELD AND SUSTAINMENT MAINTENANCE
FUEL SYSTEM ROUTING (M1240A1)**

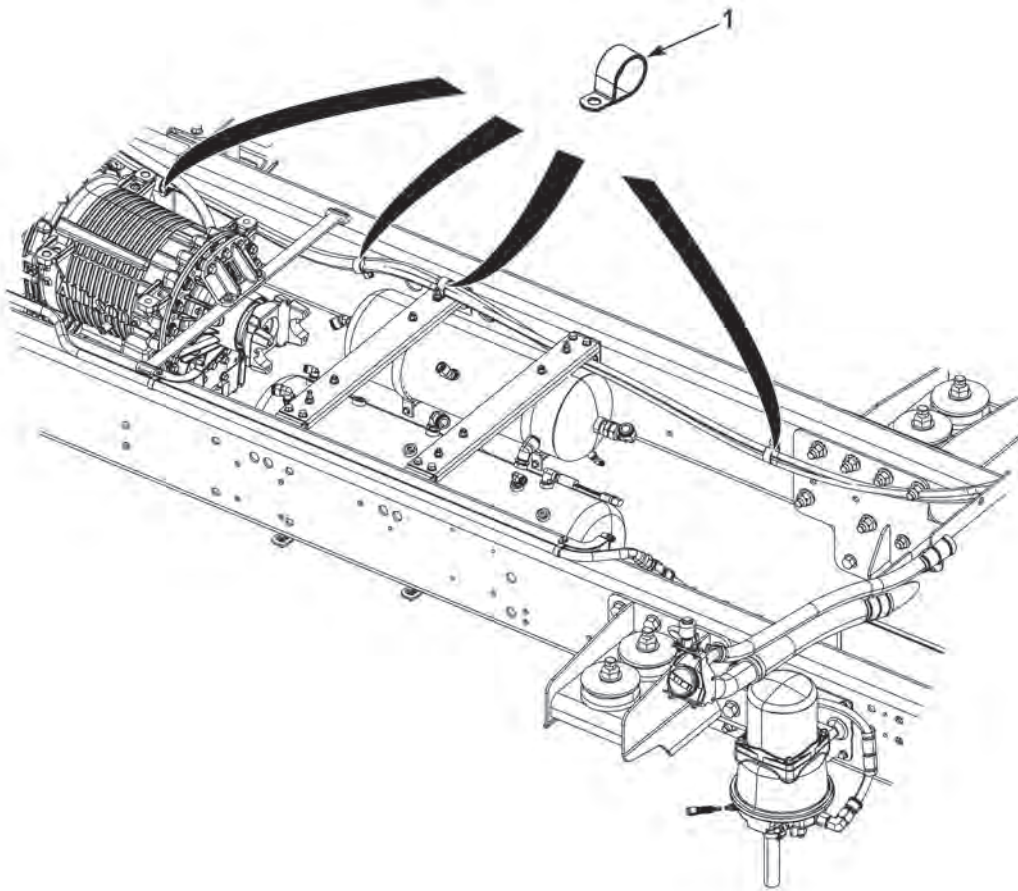


FIGURE 10 - FUEL SYSTEM ROUTING (M1240A1)

(1) FIG.	(2) ITEM	(3) PART NO.	(4) DESCRIPTION	(5) QTY.	(6) U/M
10	1	COV2113	GROUP 0306 FUEL TANKS, LINES, FITTINGS, AND HEADERS FIG. 10 FUEL SYSTEM ROUTING (M1240A1) CLAMP,LOOP,1.25 ID.....	4	EA

END OF FIGURE

**FIELD AND SUSTAINMENT MAINTENANCE
ETHER START KIT (M1240)**

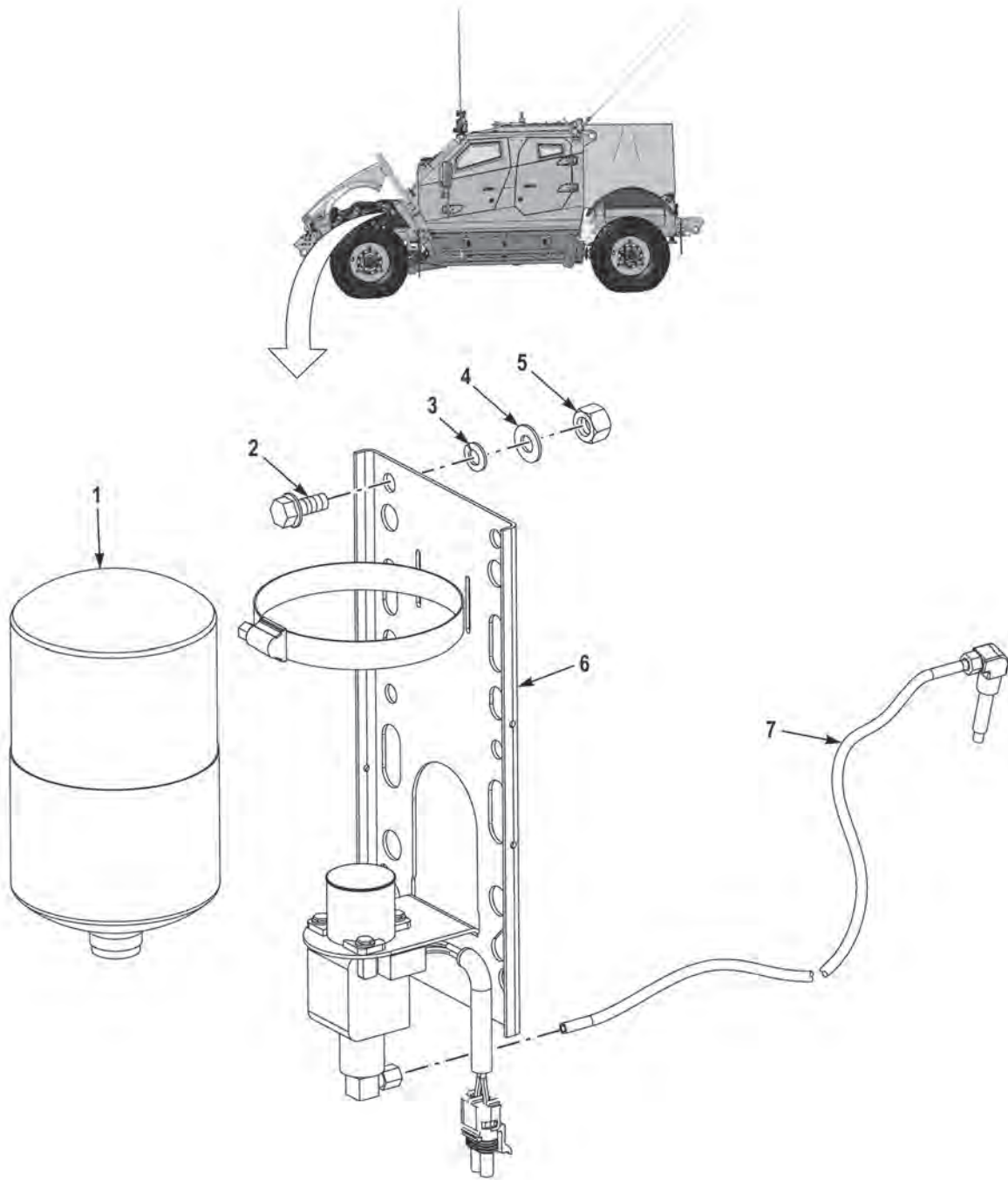


FIGURE 11 - ETHER START KIT (M1240)

(1) FIG.	(2) ITEM	(3) PART NO.	(4) DESCRIPTION	(5) QTY.	(6) U/M
			GROUP 0311 ENGINE STARTING AIDS FIG. 11 ETHER START KIT (M1240)		
11	1	3715220	CYLINDER, ETHER	1	EA
11	2	1955110	SCR, FLG, HEX .31 - 18 X .75 G5 ZY.	4	EA
11	3	354AX	WASH, LK, SPLIT .31 X .59 X .08 ZY.	1	EA
11	4	1804HX	WASH, FLT .31 X .69 X .07 ZY.	4	EA
11	5	369AX1	NUT, HEX .31 - 18 G5 ZY	4	EA
11	6	3843125	VALVE, ETHER DISPENSING	1	EA
11	7	3846367	NOZZLE, ETHER START	1	EA

END OF FIGURE

**FIELD AND SUSTAINMENT MAINTENANCE
THROTTLE PEDAL (M1240)**

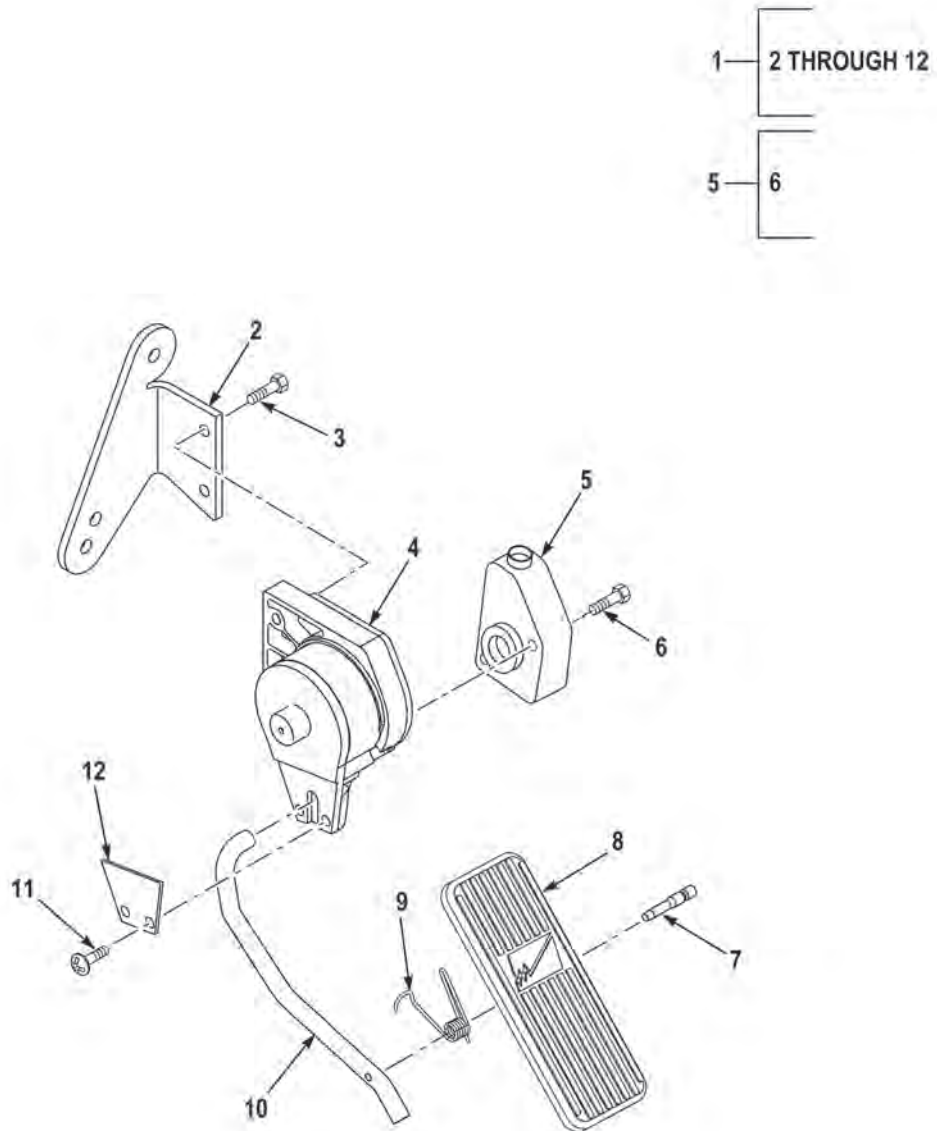


FIGURE 12 - THROTTLE PEDAL (M1240)

(1) FIG.	(2) ITEM	(3) PART NO.	(4) DESCRIPTION	(5) QTY.	(6) U/M
			GROUP 0312 ACCELERATOR OR THROTTLE CONTROLS FIG. 12 THROTTLE PEDAL (M1240)		
12	1	3242634	PEDAL, CONTROL.....	1	EA
12	2	7HB810	.BRACKET, ANGLE.....	1	EA
12	3	3HD576	.SCREW, HEXAGON.....	2	EA
12	4	131350XA	.BASE ASSEMBLY, THROTTLE.....	1	EA
12	5	6HR464	.SENSOR, THROTTLE.....	1	EA
12	6	3HD577	..SCREW, TR, P10.....	2	EA
12	7	3HD584	.PIN.....	1	EA
12	8	3HD581	.PEDAL, CONTROL.....	1	EA
12	9	3HD583	.SPRING, HELICAL.....	1	EA
12	10	3HD582	.ARM, CONTROL.....	1	EA
12	11	2CD201	.SCREW, MACHINE.....	2	EA
12	12	3HD579	.PLATE, MOUNTING.....	1	EA

END OF FIGURE

**FIELD AND SUSTAINMENT MAINTENANCE
EXHAUST SYSTEM (M1240)**

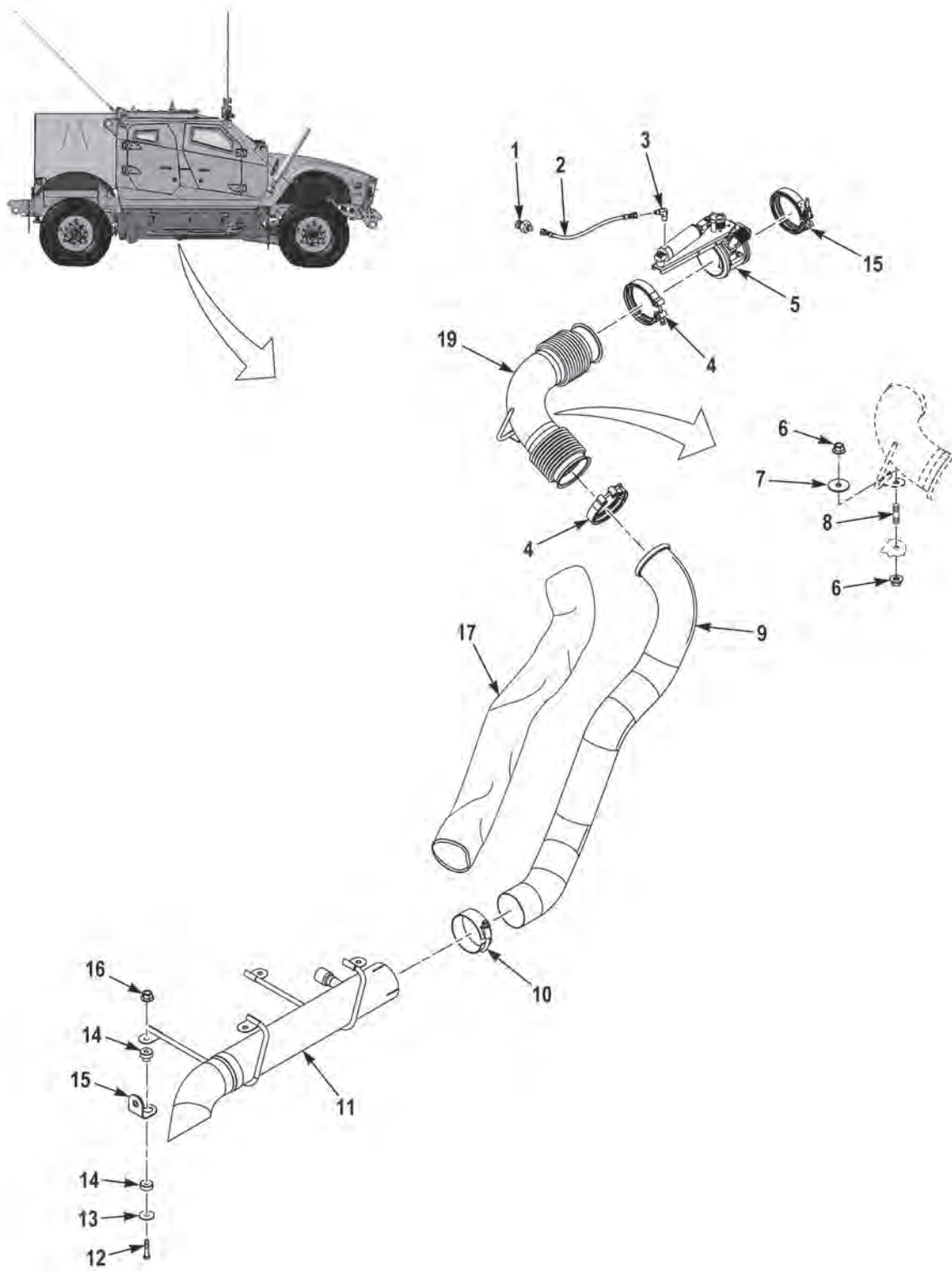


FIGURE 13 - EXHAUST SYSTEM (M1240)

(1) FIG.	(2) ITEM	(3) PART NO.	(4) DESCRIPTION	(5) QTY.	(6) U/M
			GROUP 0401 MUFFLERS AND PIPES FIG. 13 EXHAUST SYSTEM (M1240)		
13	1	19401FX	FITTING, ST, 4JIC	1	EA
13	2	3843160	HOSE	1	EA
13	3	15299FX	FITTING, 90, 4JIC	1	EA
13	4	3672084	V-CLAMP	2	EA
13	5	3674582	BRAKE, EXHAUST	1	EA
13	6	3819825	TUBE	1	EA
13	7	3672170	CLAMP, BAND	1	EA
13	8	3820420	TUBE, LOWER, EXHAUST	1	EA
13	9	112068A	SCREW, CAP, HEXAGON HEAD, 3/8-16 X 2	4	EA
13	10	3363968	WASHER, FLAT, .41 X .56 X .09.	4	EA
13	11	3052942	MOUNT, 2 PIECE CB SERIES	4	EA
13	12	3822746	BRACKET, ISOLATOR SUPPORT	4	EA
13	13	3436680	NUT, SELF-LOCKING, HEXAGON, .38-16.	4	EA
13	14	3775040	BLANKET, HEAT	1	EA
13	15	3620332	CLAMP, EXHAUST BRAKE	1	EA
13	16	3832532	TUBE, TURBO OUTLET	1	EA
13	NI	5193HX	TIE, CABLE 7.31 X .184	1	EA

END OF FIGURE

**FIELD AND SUSTAINMENT MAINTENANCE
EXHAUST SYSTEM (M1240A1)**

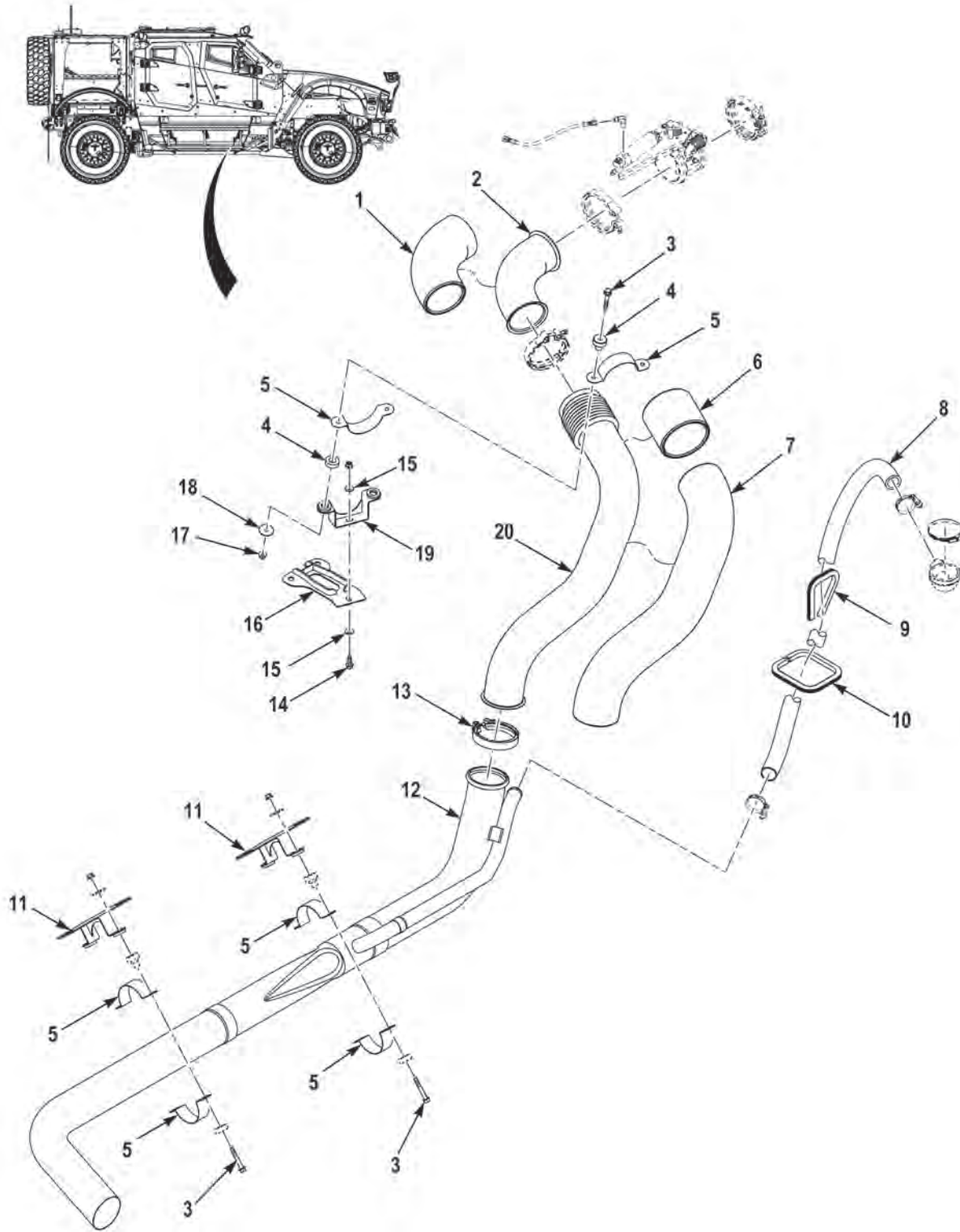


FIGURE 14 - EXHAUST SYSTEM (M1240A1)

(1) FIG.	(2) ITEM	(3) PART NO.	(4) DESCRIPTION	(5) QTY.	(6) U/M
			GROUP 0401 EXHAUST SYSTEM FIG. 14 EXHAUST SYSTEM (M1240A1)		
14	1	3926547	INSULATION SLEEVING,4.0ID 12.0LG	1	EA
14	2	3920372	ELBOW,TUBE,4.00X.065 SS	1	EA
14	3	3271560	SCREW,CAP,HEX HEAD,.38-16X2.50 G8 DA	6	EA
14	4	CB-2201-12	MOUNT,RESILIENT	2	EA
14	5	3932866	HANGER,ENG,EXHAUST,SPL 4.00	2	EA
14	6	3933316	INSULATION SLEEVING,5.0ID 6.0LG	1	EA
14	7	3926548	INSULATION SLEEVING,4.0ID 30.0LG	1	EA
14	8	3978710	HOSE ASSEMBLY,1.5ID-48.0L	1	EA
14	9	1467160-014	QUICKEDGE MOLDING,MAKE FROM MOLDING P/N 75000343 (82654), 14 IN LG	1	EA
14	10	1467160-018	QUICKEDGE MOLDING,MAKE FROM MOLDING P/N 75000343 (82654), 18 IN LG.	1	EA
14	11	3932873	HANGER,ENG,EXHAUST,LWR	2	EA
14	12	3953282	PIPE,EXHAUST	1	EA
14	13	39452	CLAMP,LOOP,4 IN	1	EA
14	14	10823-01171	SCREW,CAP,HEX HEAD,.38-16X1.00 G8 DA	1	EA
14	15	3271736	WASHER,FLAT,7/16	2	EA
14	16	3933256	HANGER,ENG,EXHAUST	1	EA
14	17	10823-02452	NUT,SELF-LOCKING,.38-16 G5 DC	3	EA
14	18	10823-02319	WASHER,FLAT,.41X1.56X.09 DA.	2	EA
14	19	3933236	HANGER,ENG,EXHAUST,UPPER	1	EA
14	20	3920377	PIPE,EXHAUST,4.0 SS,WLDMT	1	EA

END OF FIGURE

**FIELD AND SUSTAINMENT MAINTENANCE
CHARGE AIR COOLER PLUMBING (M1240)**

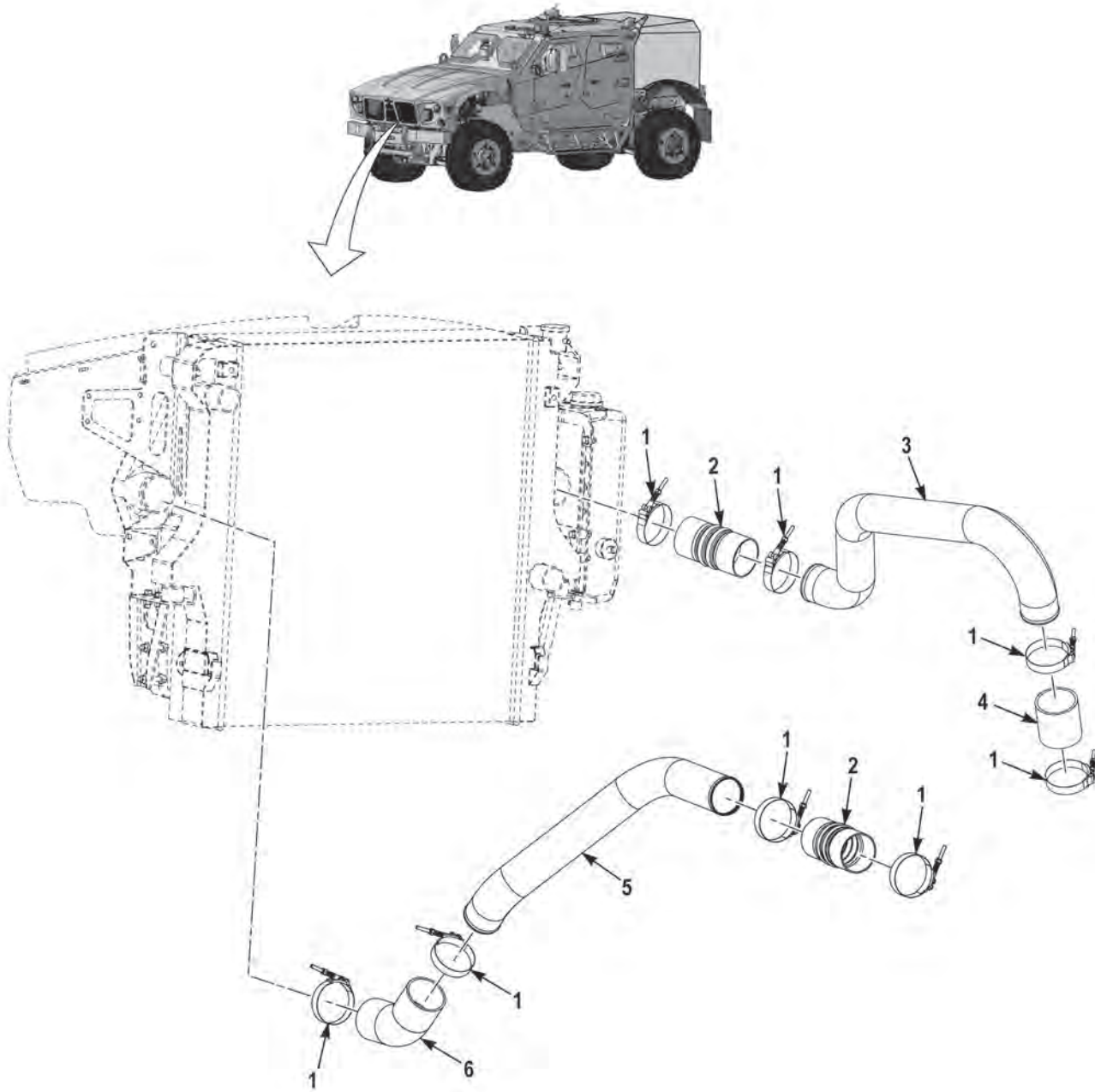


FIGURE 15 - CHARGE AIR COOLER PLUMBING (M1240)

(1) FIG.	(2) ITEM	(3) PART NO.	(4) DESCRIPTION	(5) QTY.	(6) U/M
			GROUP 0501 COOLING SYSTEM		
			FIG. 15 CHARGE AIR COOLER PLUMBING (M1240)		
15	1	2041600	INSTALL CLAMP	8	EA
15	2	3674661	HOSE, HUMP	2	EA
15	3	3830696	TUBE, CAC	1	EA
15	4	3824693	TUBE, CAC	1	EA
15	5	3822528	TUBE, CAC	1	EA
15	6	3748296	HOSE, CAC	1	EA

END OF FIGURE

**FIELD AND SUSTAINMENT MAINTENANCE
COOLING SYSTEM (M1240)**

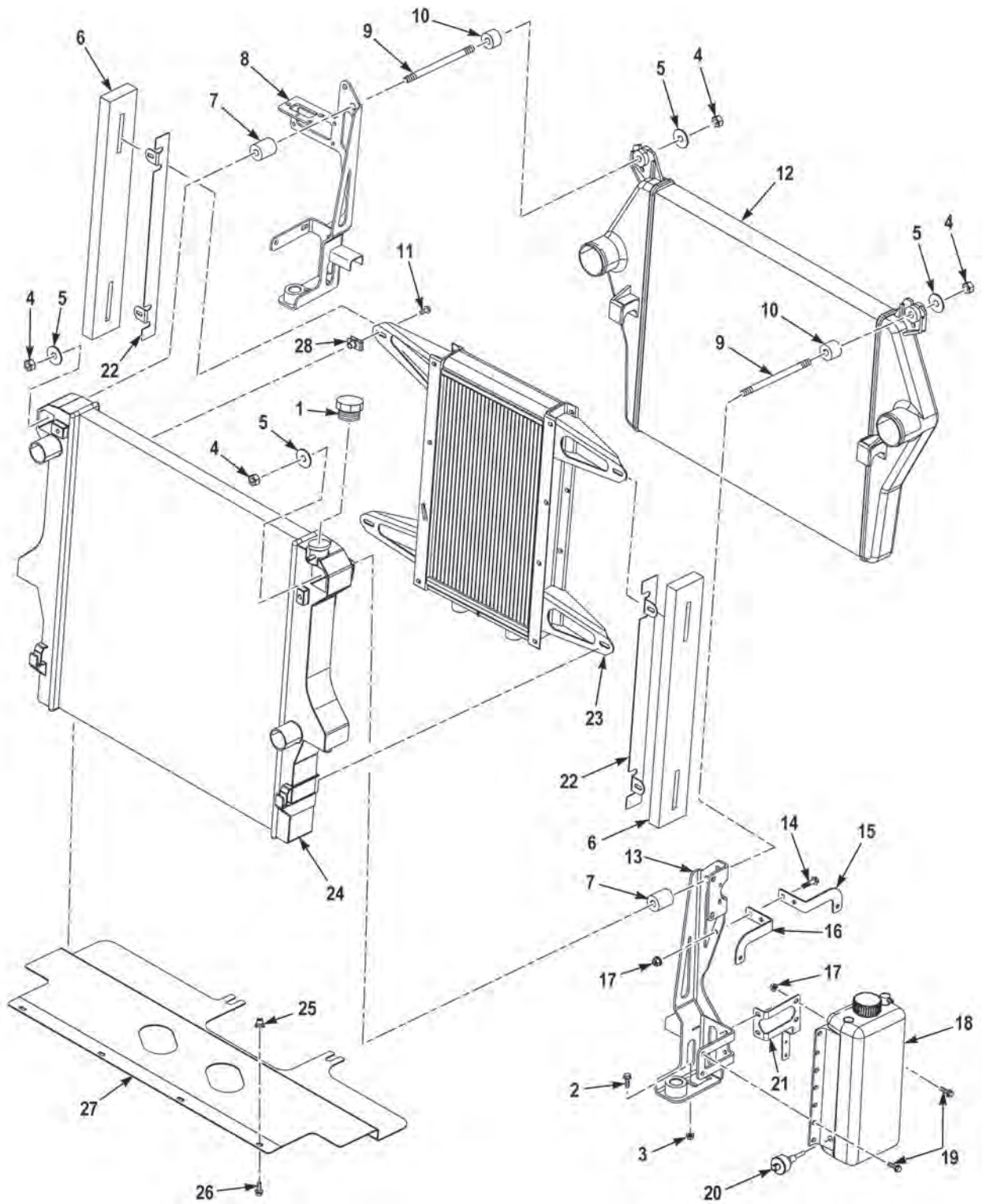


FIGURE 16 - COOLING SYSTEM (M1240) (SHEET 1 OF 2)

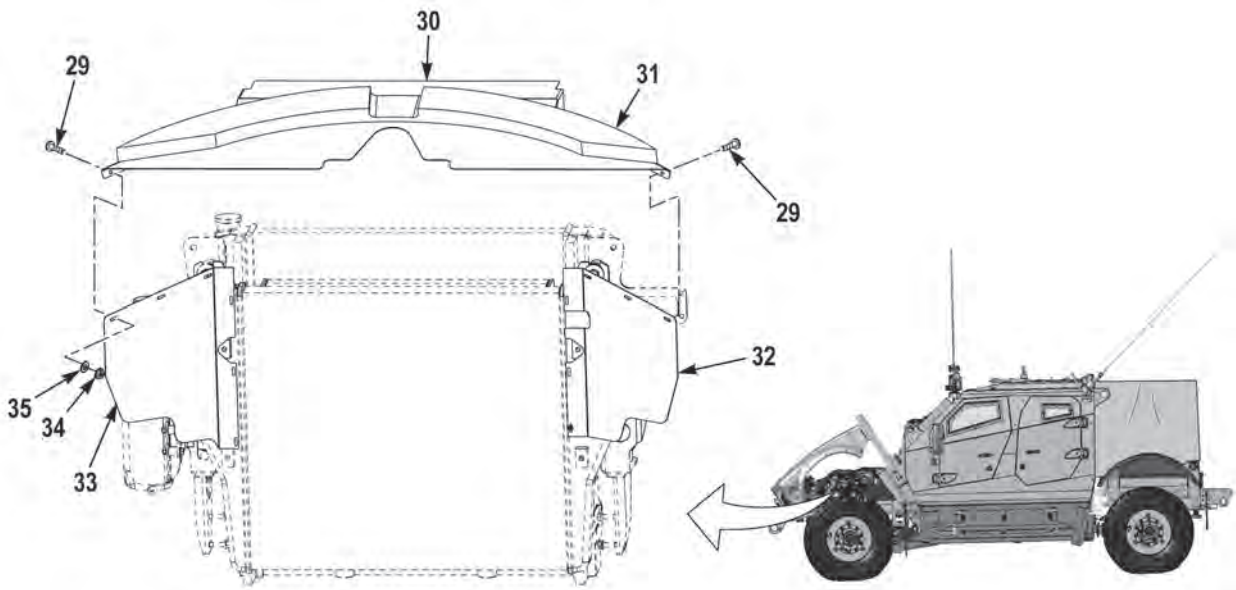


FIGURE 16 - COOLING SYSTEM (M1240) (SHEET 2 OF 2)

(1) FIG.	(2) ITEM	(3) PART NO.	(4) DESCRIPTION	(5) QTY.	(6) U/M
			GROUP 0501 COOLING SYSTEM FIG. 16 Cooling system (M1240)		
16	1	3824621	CAP,RADIATOR	1	EA
16	2	3266317	SCREW, CAP, 3/8-16 X 1	4	EA
16	3	3436680	NUT, SELF-LOCKING, HEXAGON, .38-16	4	EA
16	4	3274614	NUT,HEX .56-18 G8 PO	4	EA
16	5	3823317	WASH,FLT,15MX44MX3M ZP	4	PK
16	6	3826240	BAFFLE, AIR RECIRC	2	EA
16	7	3822417	SPACER .63X1.5X1.81 AL	2	EA
16	8	3829639	SUPPORT,RADIATOR WELDMENT, LH	1	EA
16	9	3822425	ROD,5/8 THREADED	2	EA
16	10	3822416	SPACER, .63 X 1.5 X 1.0 AL	2	EA
16	11	3524927024	SCREW, FLANGED, HEXAGON HEAD, M8-1.25 X 20	10	EA
16	12	3819621	CAC,CUMMINS DOE	1	EA
16	13	3829642	SUPPORT,RADIATOR WELDMENT, RH	1	EA
16	14	1754210	SCREW, CAP, HEXAGON HEAD, 5/16-18 X 1	10	EA
16	15	3826220	BRACKET, RESERVE, MOUNTING	1	EA
16	16	3826221	BRACKET, RESERVE, MOUNTING	1	EA
16	17	1333510	NUT, SELF-LOCKING, EXTENDED WASHER, HEXAGON, .31-18	18	EA
16	18	3825296	RESERVOIR, COOLANT	1	EA
16	19	1955110	SCREW, CAP, HEXAGON HEAD, 5/16-18 X 3/4	8	EA
16	20	2001470	SWITCH, COOLANT LEVEL	1	EA
16	21	3829644	BRACKET, COOLANT RESERVOIR MOUNT	1	EA
16	22	3846421	SUPPORT,SIDE RECIRC FOAM	1	EA
16	23	3834731	COOLER,TRANSMISSION,WELDMENT	1	EA
16	24	3819620	RADIATOR,CUMMINS DIESEL	1	EA
16	25	2239930	INSERT,THD .25-20X.165 AL	4	EA
16	26	3436663	SCR,FLG,HEX .25-20X.75 G5 DC	4	EA
16	27	3846380	BAFFLE,AIR RECIRC BOTTOM	1	EA
16	28	3840237	NUT,SPEED M8-1.25 BO	2	EA
16	29	1416350	SCREW, MACHINE, #10-24 X 3/4	18	EA
16	30	3830414	COVER	1	EA

(1) FIG.	(2) ITEM	(3) PART NO.	(4) DESCRIPTION	(5) QTY.	(6) U/M
16	31	3827942	BAFFLE, AIR RECIRC	1	EA
16	32	3848661	BAFFLE, AIR RECIRC, RH	1	EA
16	33	3848662	BAFFLE, AIR RECIRC, LH	1	EA
16	34	1376550	NUT, SELF-LOCKING, HEXAGON, #10-24	18	EA
16	35	3716184	WASHER, FLAT .20 X .69 X .04	4	EA

END OF FIGURE

**FIELD AND SUSTAINMENT MAINTENANCE
COOLING ASSEMBLY (M1240A1)**

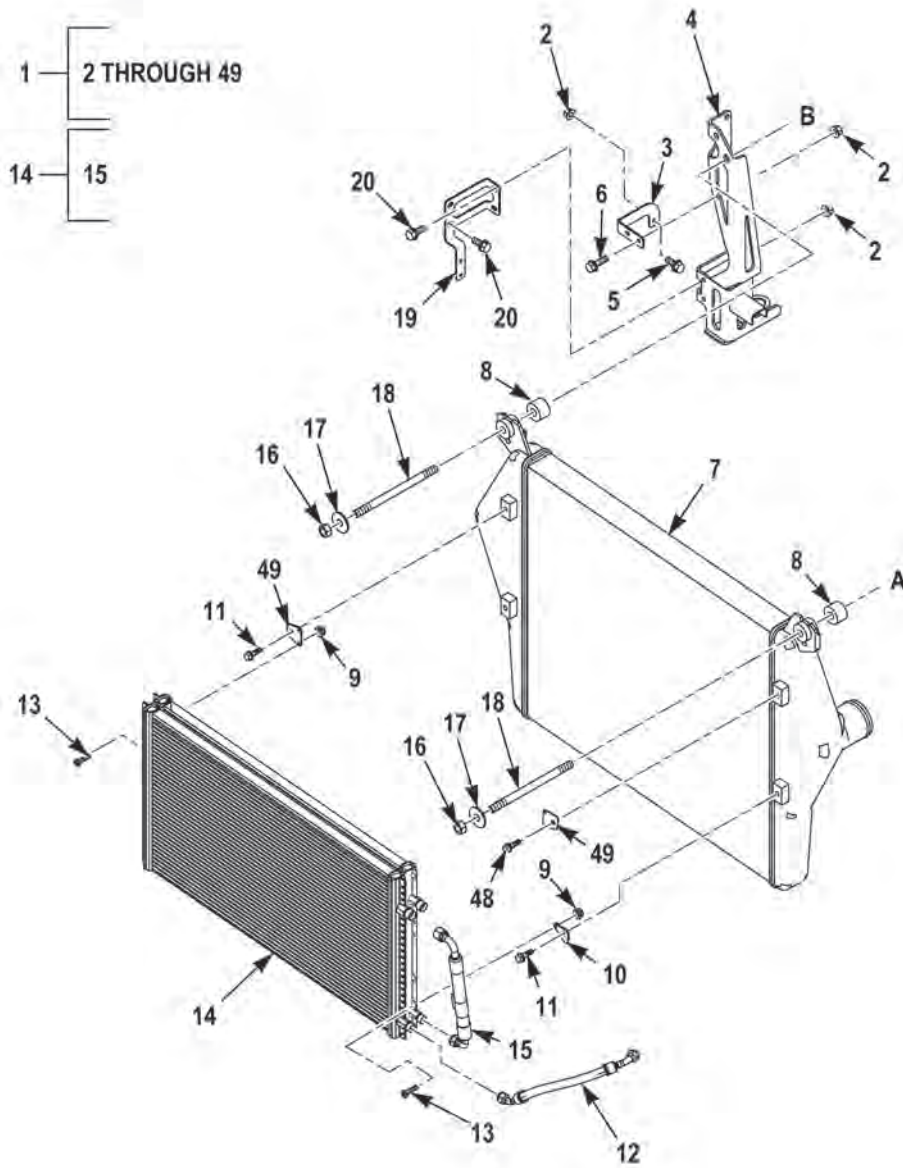


FIGURE 17 - COOLING ASSEMBLY (M1240A1) (SHEET 1 OF 5)

1 — 2 THROUGH 49

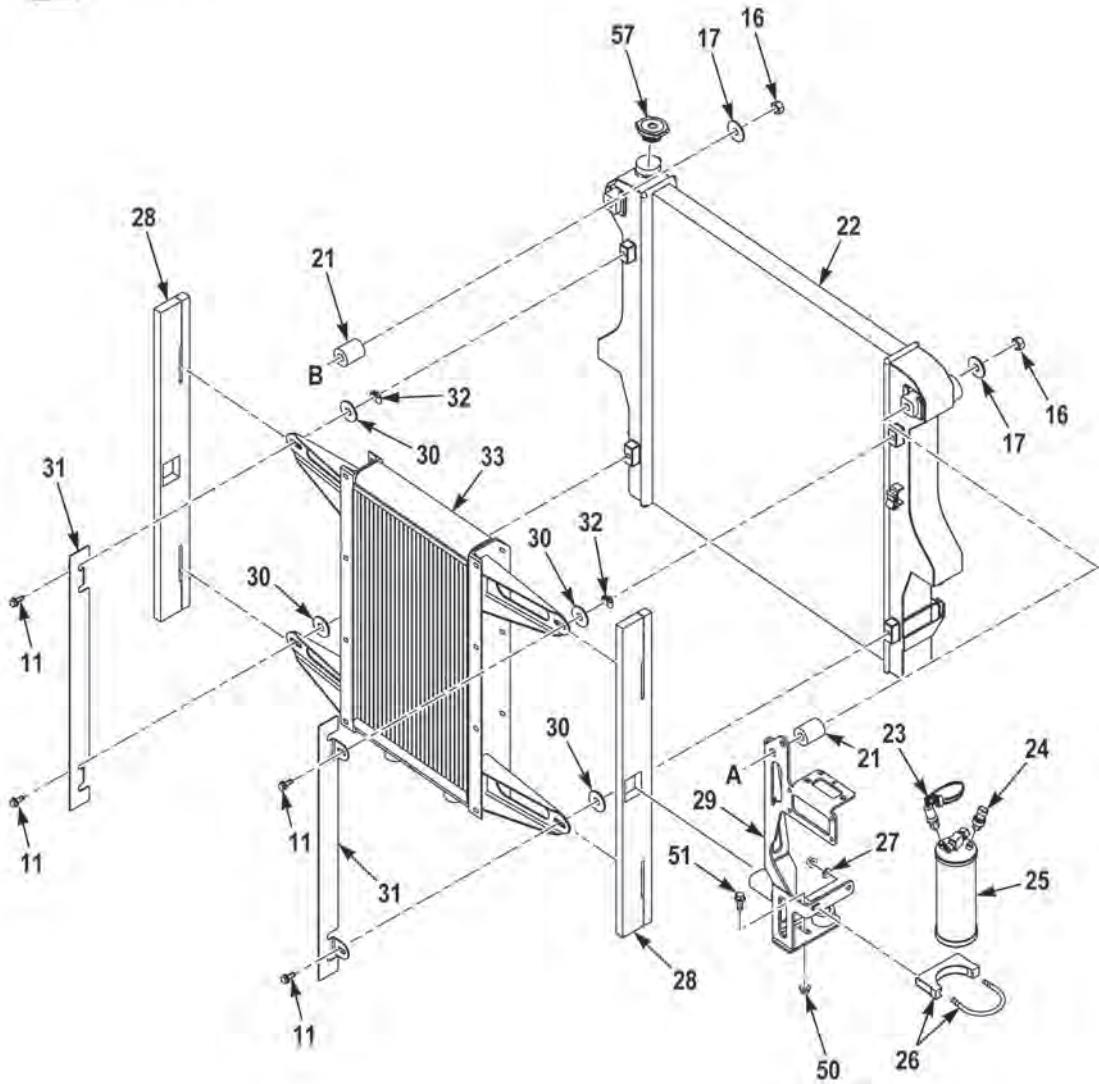


FIGURE 17 - COOLING ASSEMBLY (M1240A1) (SHEET 2 OF 5)

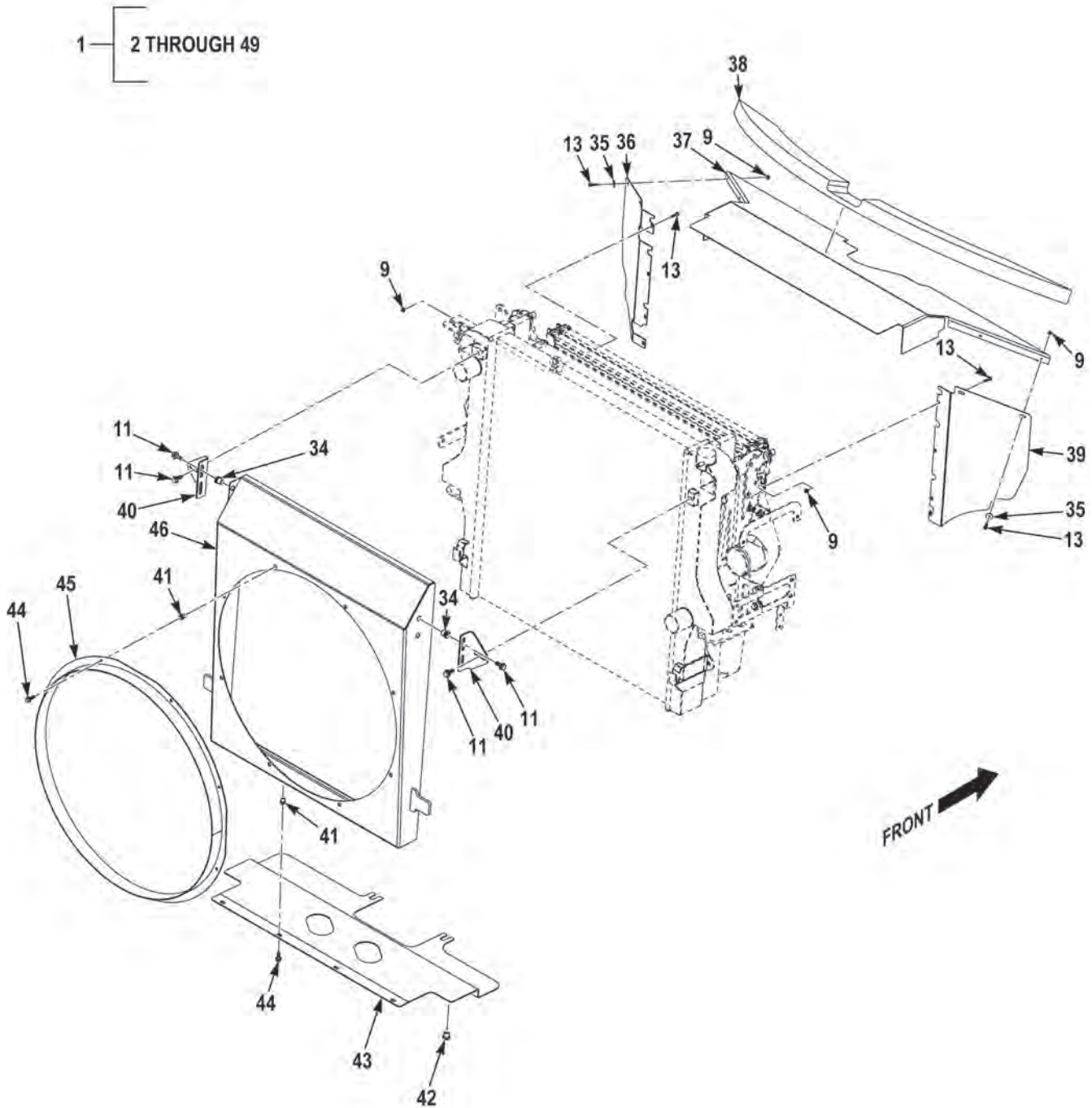


FIGURE 17 - COOLING ASSEMBLY (M1240A1) (SHEET 3 OF 5)

1 — 2 THROUGH 49

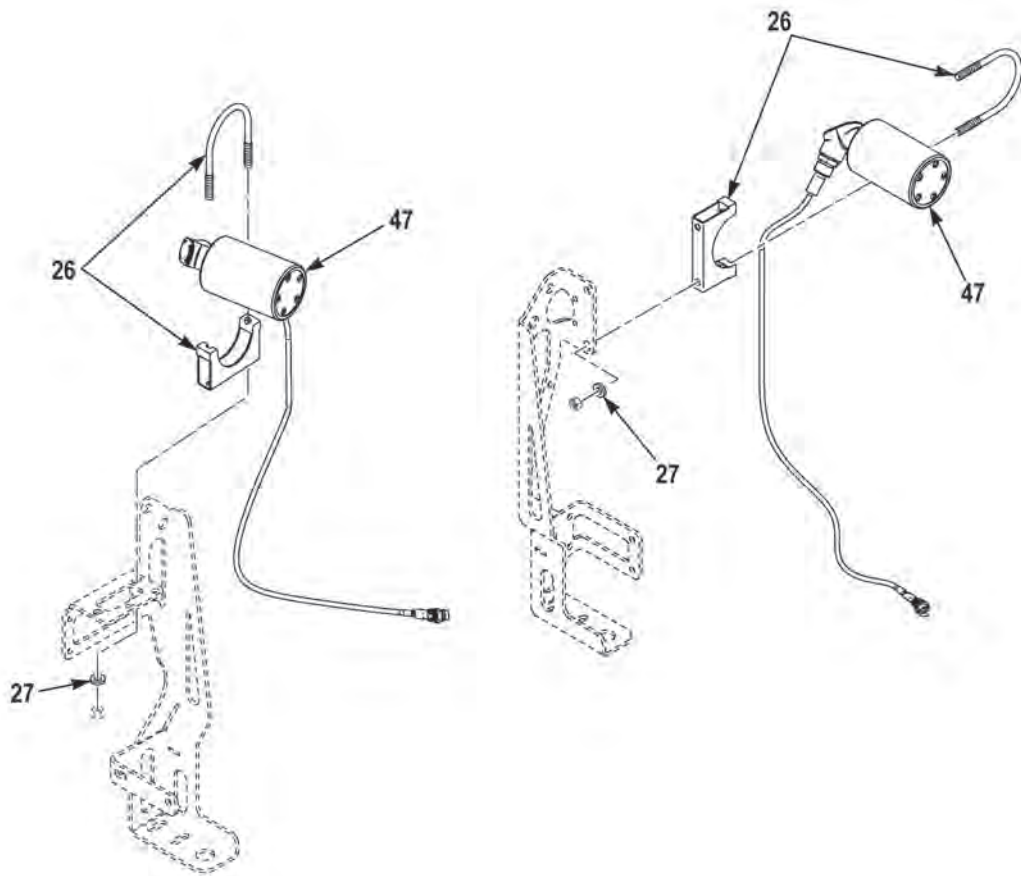


FIGURE 17 - COOLING ASSEMBLY (M1240A1) (SHEET 4 OF 5)

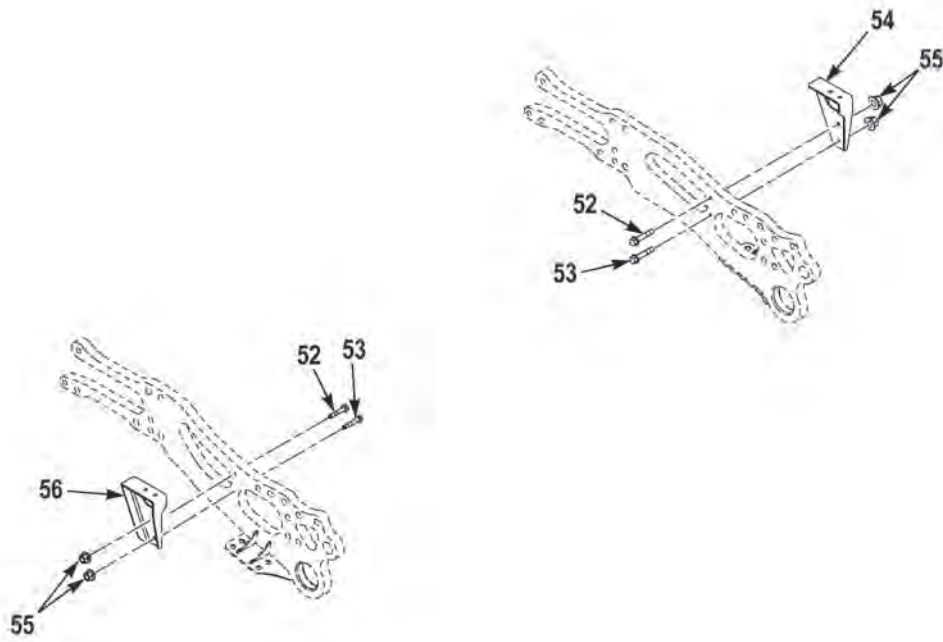


FIGURE 17 - COOLING ASSEMBLY (M1240A1) (SHEET 5 OF 5)

(1) FIG.	(2) ITEM	(3) PART NO.	(4) DESCRIPTION	(5) QTY.	(6) U/M
			GROUP 0501 COOLING SYSTEM FIG. 17 COOLING ASSEMBLY (M1240A1)		
17	1	3829731	COOLING PACKAGE,ASSEMBLY	1	EA
17	2	1333510	NUT,SELF-LOCKING,.31-18 G5 ZY	6	EA
17	3	3826221	BRACKET,ANGLE,OVERFLOW BOTTLE,LH	1	EA
17	4	3829642	SUPPORT ASSEMBLY,RADIATOR, VEHICULAR,RH	1	EA
17	5	155843	BOLT,MACHINE,5/16-18 X 1 1/4	1	EA
17	6	0155840	SCREW,CAP,HEX HEAD,.31-18 X 1.00 G5 ZY	1	EA
17	7	5170704AJ	AIR COOLER,CHARGED	1	EA
17	8	3822416	SPACER,SLEEVE,	2	EA
17	9	12Z2007-71	NUT,SELF-LOCKING,#10-24 NS SS	18	EA
17	10	3821304	BRACKET,MOUNTING,	2	EA
17	11	3524927024	SCREW,CAP,HEX HEAD,M8-1.25 X 20 MM	13	EA
17	12	3825020	HOSE ASSEMBLY,	1	EA
17	13	1416350	SCREW,MACHINE,10-24 X 3/4	18	EA
17	14	RD-4-6611-0P	CONDENSER,REFRIGERATION.	1	EA
17	15	RD-2-5590-0	. HOSE ASSEMBLY,	1	EA
17	16	3274614	NUT,PLAIN,HEXAGON,9/16-18	4	EA
17	17	3823317	WASHER,FLAT,M15	4	EA
17	18	3822425	STUD,9/16-18 X 8 3/8.	2	EA
17	19	3829644	BRACKET,MOUNTING,	1	EA
17	20	155842	SCREW,CAP,HEX HEAD,.31-18X.75 G5 ZY	2	EA
17	21	3822417	SPACER,SLEEVE,	2	EA
17	22	735263	CHARGE AIR COOLER,COOLANT,ENGINE.	1	EA
17	23	3276295	SWITCH,PRESSURE,	1	EA
17	24	39765	SWITCH,PUSH,AC BINARY.	1	EA
17	25	RD-5-10944	FILTER-DRIER,REFRIGERANT	1	EA
17	26	UD300AYDW	CLAMP,LOOP,3.00 ID	3	EA
17	27	96056	WASHER,FLAT,.38 X .81 X .07 ZY	3	EA
17	28	3826240	INSULATION,ACOUSTICAL,VEHICULAR	2	EA
17	29	3829639	BRACKET,VEHICULAR,COMPONENTS,LH	1	EA
17	30	3329830	WASHER,FLAT,USED AS A SHIM, QTY AS REQUIRED.	4	EA
17	31	3846421	BRACKET,MOUNTING,	2	EA
17	32	95210A190	NUT,SPEED,M8-1.25	2	EA
17	33	3834731	COOLER,FLUID,TRANSMISSION	1	EA
17	34	ALS4-8125-3.8	INSERT,SCREW THREAD,M8-1.25.	4	EA
17	35	71010	WASHER,FLAT,.20 X .69 X .04 SS.	4	EA
17	36	3848662	BAFFLE,AIRFLOW,DIESEL ENGINE,LH	1	EA
17	37	3830414	DEFLECTOR,AIRFLOW,TOP.	1	EA

(1) FIG.	(2) ITEM	(3) PART NO.	(4) DESCRIPTION	(5) QTY.	(6) U/M
17	38	3827942	BAFFLE,AIRFLOW,DIESEL ENGINE	1	EA
17	39	3848661	BAFFLE,AIRFLOW,DIESEL ENGINE,RH	1	EA
17	40	3823688	BRACKET,MOUNTING,	2	EA
17	41	10823-01574	NUT,PLAIN,BLIND,.25-20 X .165 AL.	12	EA
17	42	ALS4-518-150	NUT,PLAIN,BLIND,5/16-18	5	EA
17	43	3890068	BAFFLE,AIRFLOW,DIESEL ENGINE,BOTTOM.	1	EA
17	44	3436663	SCREW,CAP,HEX HEAD,1/4-20 X 3/4	12	EA
17	45	3822664	RING,RETAINING,	1	EA
17	46	3822410	SHROUD,FAN,RADIATOR,	1	EA
17	47	18458	SENSING ELEMENT,FIRE DETECTOR SYSTEM	2	EA
17	48	3524927026	SCREW,CAP,HEX HEAD,M8-1.25 X 25 MM	1	EA
17	49	3821303	BRACKET,MOUNTING,	2	EA
17	50	10823-02452	NUT,SELF-LOCKING,3/8-16	4	EA
17	51	10823-01171	SCREW,CAP,HEX HEAD,.38-16X1.00 G8 DA	4	EA
17	52	0142776	SCREW,CAP,HEX HEAD,3/8-16 X 2	2	EA
17	53	3437778	SCREW,FLANGE,HEX,.38-16X2.25 G8 DA	2	EA
17	54	3833711	BRACKET,COOLING PACK SUPPORT,LH	1	EA
17	55	S075142	NUT,SELF-LOCKING,.38-16 G8 PO	4	EA
17	56	3833710	BRACKET,COOLING PACK SUPPORT,RH	1	EA
17	57	AO-3018	CAP,FILLER OPENING,	1	EA

END OF FIGURE

**FIELD AND SUSTAINMENT MAINTENANCE
RADIATOR PLUMBING (M1240)**

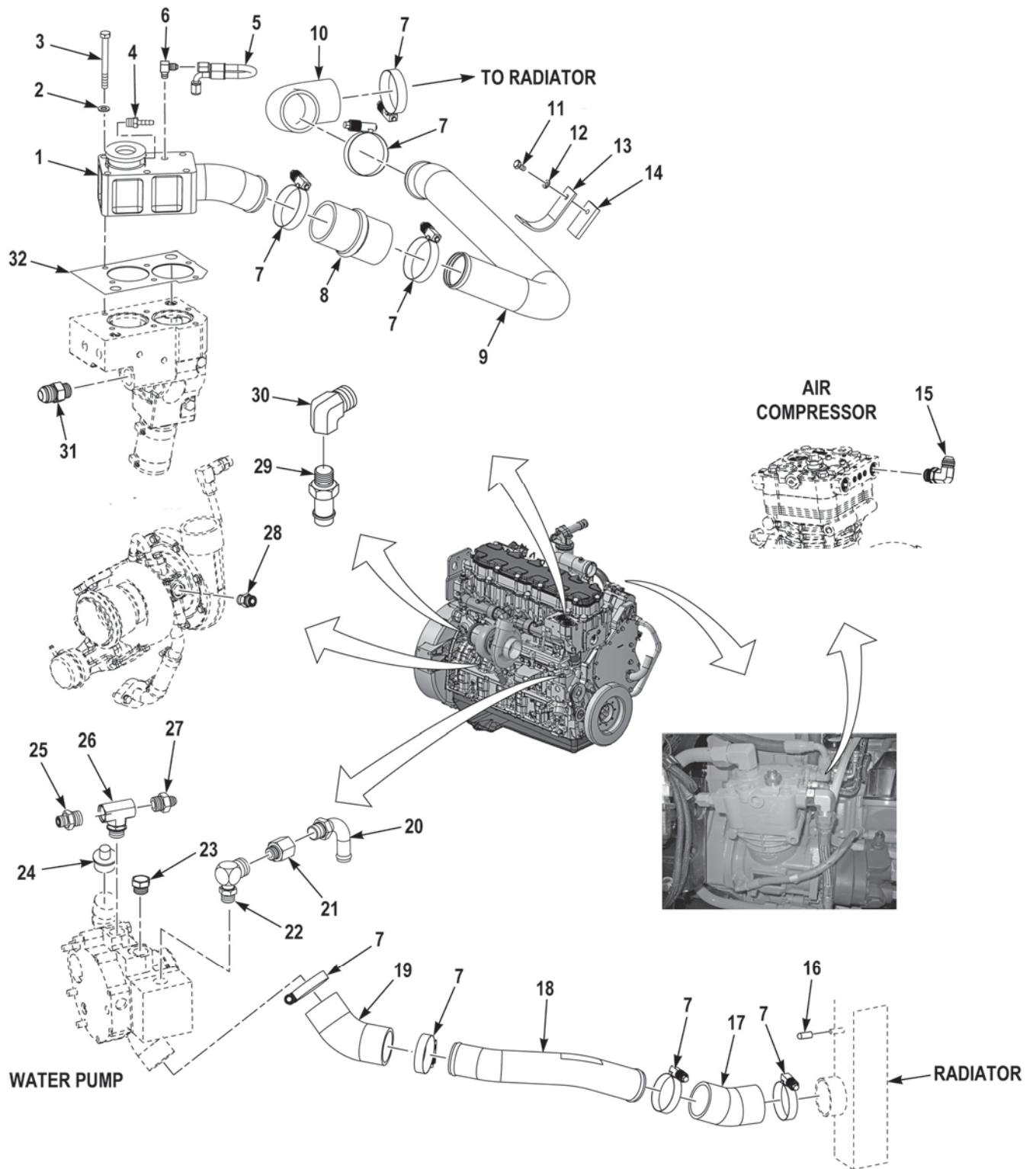


FIGURE 18 - RADIATOR PLUMBING (M1240) (SHEET 1 OF 2)

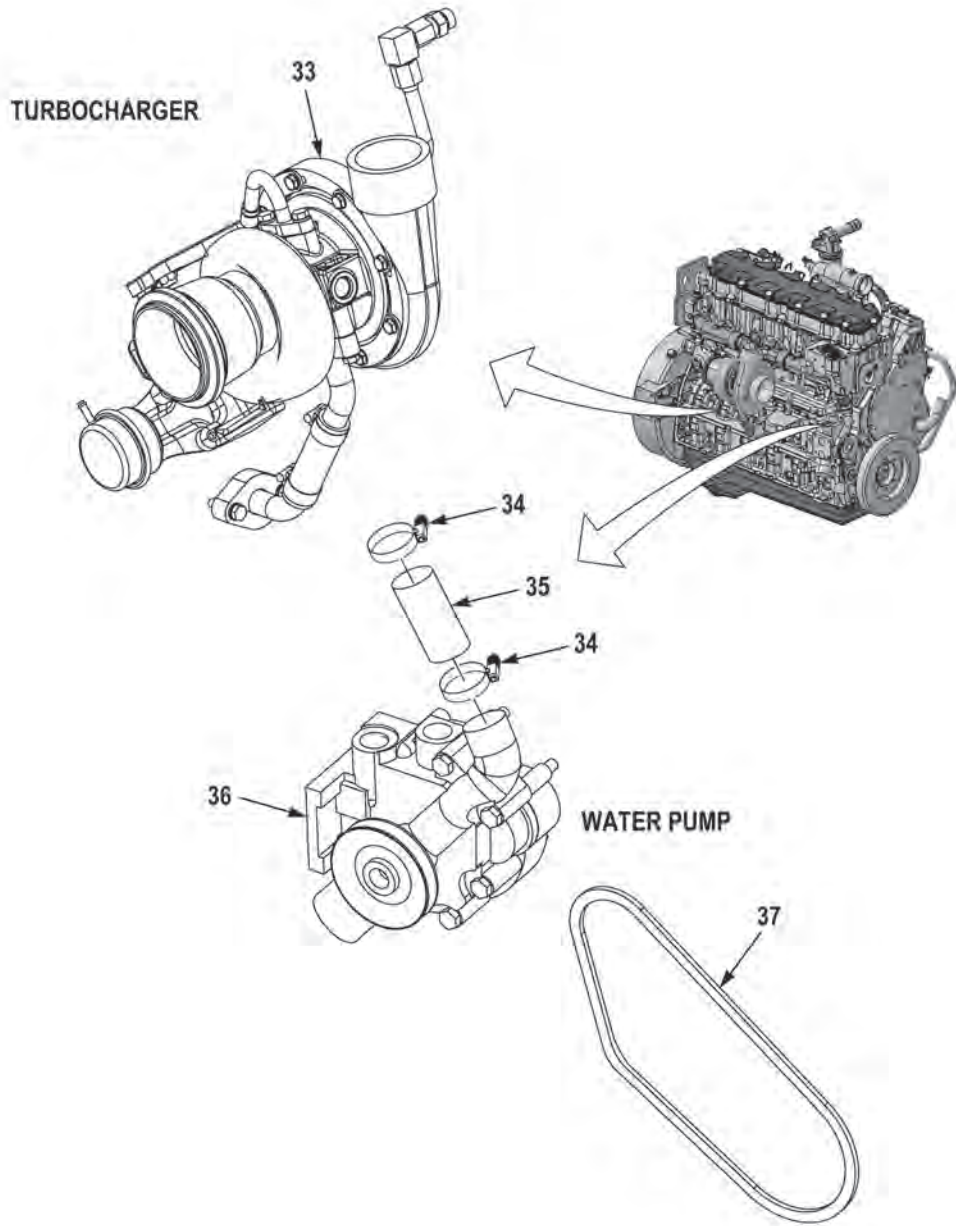


FIGURE 18 - RADIATOR PLUMBING (M1240) (SHEET 2 OF 2)

(1) FIG.	(2) ITEM	(3) PART NO.	(4) DESCRIPTION	(5) QTY.	(6) U/M
			GROUP 0501 COOLING SYSTEM FIG. 18 RADIATOR PLUMBING (M1240)		
18	1	3822312	THERMOSTAT OUTLET, CAT C7 WELDMENT	1	EA
18	2	3524929002	WASHER, FLAT M8 X 16 X 1.6	6	EA
18	3	3524931041	SCREW, CAP, HEXAGON, M8 - 1.25 X 80 C10.9 . . .	6	EA
18	4	2096860	FITTING, ST 4 BARB - 4NPT MM BR.	1	EA
18	5	3831352	HOSE	1	EA
18	6	25950AX	FITTING, ST 4JIC - 6NPT MM ST.	1	EA
18	7	1970850	CLAMP	8	EA
18	8	3529488	HOSE, HUMP 2.0 ID SILICONE	1	EA
18	9	3822558	TUBE, SUPPLY TO RADIATOR	1	EA
18	10	3632202	ELBOW, 90 X 22.00 ID, SILICONE	1	EA
18	11	1841HX1	SCREW, CAP, HEXAGON HEAD, 1/4-20 X 1/2	2	EA
18	12	1510150	WASHER, LOCK, 1/4	2	EA
18	13	3826276	BRACKET, SUPPORT, COOLANT RETURN	2	EA
18	14	3826277	SPACER, COOLANT RETURN BRACKET	2	EA
18	15	14946FX	FITTING, 90 8JIC - 8ORG MM ST	1	EA
18	16	3825085	PLUG, CAP .38ID X 1.0LG SIL	1	EA
18	17	3822560	HOSE, COOLANT, 22.5 2.00-2.00 SI	1	EA
18	18	3822559	TUBE, RETURN TO ENGINE 2.0	1	EA
18	19	3524715	HOSE, ELBOW 45 DEG 2.0 ID.	1	EA
18	20	1610460	FITTING, 90 12 BEAD - 8NPT MM ST	1	EA
18	21	3719886	FITTING, ADAPTER	1	EA
18	22	1459630	FITTING, 90 8ORG - 8NPT MF ST	1	EA
18	23	3115488	FITTING, PLUG.	1	EA
18	24	19KP349	THERMOSTAT	1	EA
18	25	30857AX	FITTING, ST 8JIC - 12ORG MM ST	1	EA
18	26	3754538	FITTING, T 12ORG - 12ORG FFM ST	1	EA
18	27	2004940	FITTING, ST 12ORG - 8ORS MM ST	1	EA
18	28	3717383	FITTING, ST 10JIC - 8ORG MM ST VITON	1	EA
18	29	2838HX	FITTING, STRAIGHT	1	EA
18	30	3172121	FITTING, 90.	1	EA
18	31	1803200	FITTING, ST, 8ORS - 8ORG MM ST.	1	EA
18	32	3838068	GASKET, THERMOSTAT	1	EA
18	33	18KP961	TURBOCHARGER	1	EA
18	34	237-5176	CLAMP	2	EA
18	35	7E-0759	HOSE	1	EA
18	36	18KP959	WATER PUMP	1	EA
18	37	036-6775	BELT, WATER PUMP	1	EA
18	NI	58058AX	FITTING, BHST 10JIC - 10JIC MM ST	2	EA

(1) FIG.	(2) ITEM	(3) PART NO.	(4) DESCRIPTION	(5) QTY.	(6) U/M
18	NI	1974430	FITTING, 90 4BARB - 2NPT MM PL	1	EA
18	NI	3524929003	WASHER, FLAT, M10 X 20 X 2	2	EA
18	NI	3524931055	SCREW, CAP, HEXAGON, M10-1.5 X 16 C10.9	2	EA
18	NI	127359A	FITTING, PLUG 12ORG M ST EXHEX	1	EA
18	NI	2286HX	CLIP, CUSHION .50 ST VY	1	EA
18	NI	3717382	FITTING, 90 10JIC - 8ORG MM ST VITON.	2	EA
18	NI	3697737	CLIP, CUSHION .62 ST .41H	4	EA
18	NI	3159894	FITTING, ST 4BARB - 6NPT MM BR	2	EA
18	NI	15298FX	FITTING, 90 4JIC - 2NPT MM ST	1	EA
18	NI	2096860	FITTING, ST, 4BARB - 4NPT MM BR	1	EA

END OF FIGURE

**FIELD AND SUSTAINMENT MAINTENANCE
RADIATOR PLUMBING (M1240A1)**

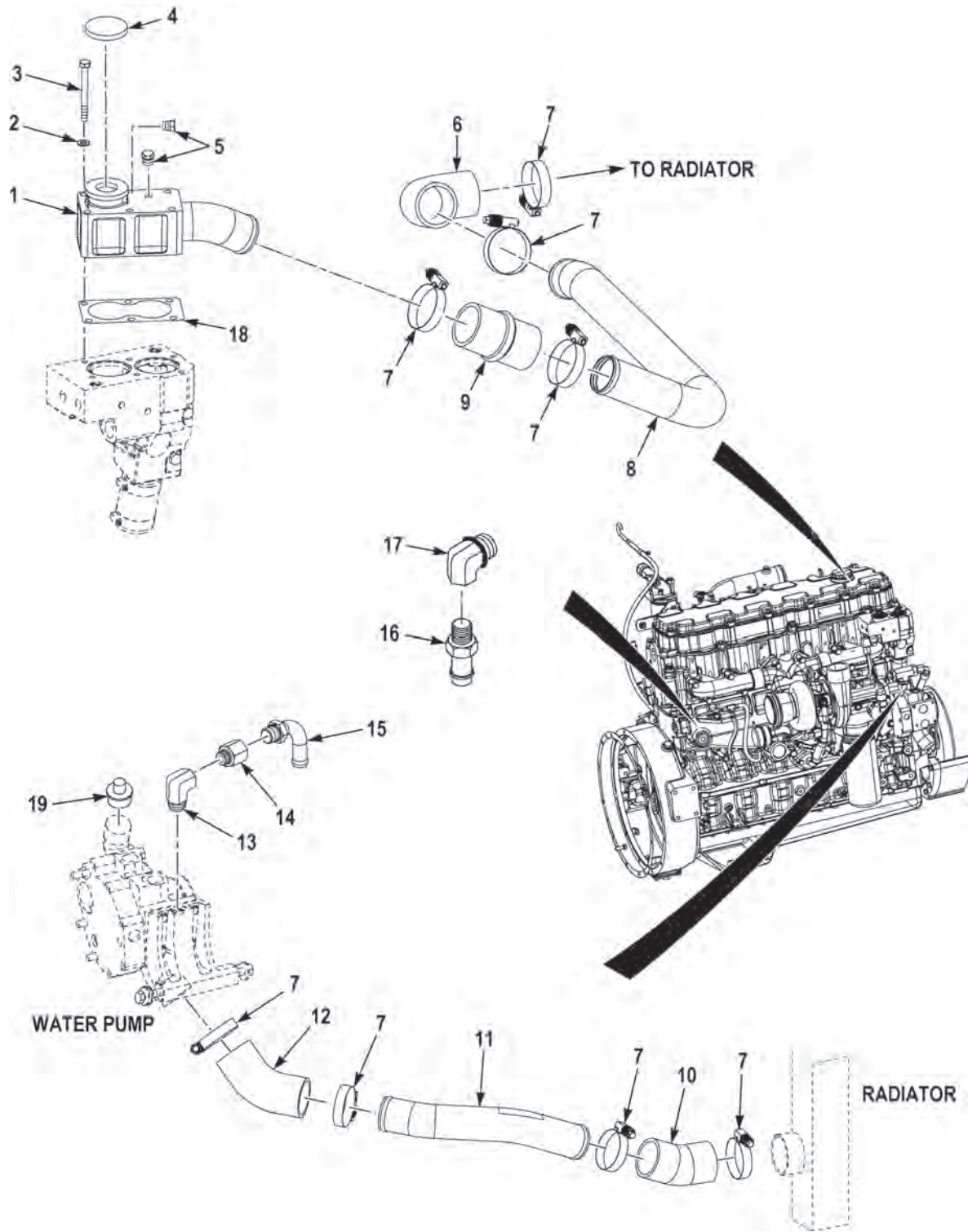


FIGURE 19 - RADIATOR PLUMBING (M1240A1)

(1) FIG.	(2) ITEM	(3) PART NO.	(4) DESCRIPTION	(5) QTY.	(6) U/M
			GROUP 0501 COOLING SYSTEM		
			FIG. 19 RADIATOR PLUMBING (M1240A1)		
19	1	3822312	WATER OUTLET,ENGINE,CAT C7	1	EA
19	2	3524929002	WASHER,FLAT,M8X16X1.6 DG	6	EA
19	3	3524931041	BOLT,MACHINE,M8-1.25 X 80 MM	6	EA
19	4	AO-3018	CAP,FILLER OPENING,	1	EA
19	5	7538990	PLUG,PIPE,.....	2	EA
19	6	3898227	HOSE,PREFORMED,.....	1	EA
19	7	12414507-006	CLAMP,HOSE,	8	EA
19	8	3822558	TUBING,METALLIC,	1	EA
19	9	3529488	HOSE,NONMETALLIC,.....	1	EA
19	10	3822560	HOSE,PREFORMED,.....	1	EA
19	11	3822559	TUBING,METALLIC,	1	EA
19	12	3864840	ELBOW,HOSE,	1	EA
19	13	206801-8-8S	ELBOW,PIPE TO BOSS,	1	EA
19	14	1529480	COUPLING,PIPE,	1	EA
19	15	HIC-128-90	ELBOW,PIPE TO TUBE,.....	1	EA
19	16	2035010012	FITTING,STRAIGHT,.....	1	EA
19	17	12-3/4 AOEG-S	ELBOW,PIPE,.....	1	EA
19	18	222-5915	GASKET,.....	1	EA
19	19	19KP349	THERMOSTAT	1	EA

END OF FIGURE

**FIELD AND SUSTAINMENT MAINTENANCE
SURGE TANK ASSEMBLY (M1240A1)**

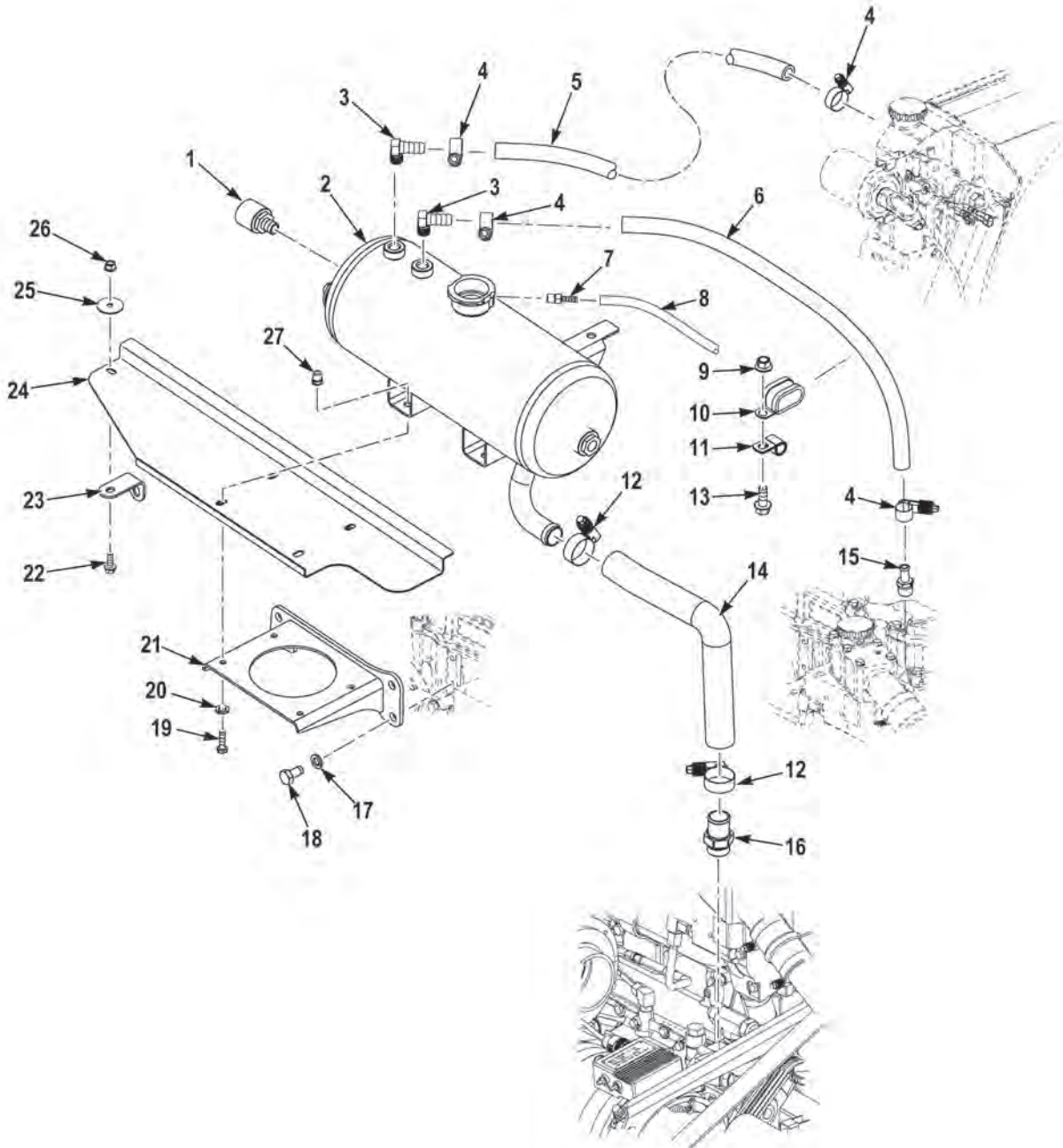


FIGURE 20 - SURGE TANK ASSEMBLY (M1240A1)

(1) FIG.	(2) ITEM	(3) PART NO.	(4) DESCRIPTION	(5) QTY.	(6) U/M
			GROUP 0501 COOLING SYSTEM		
			FIG. 20 SURGE TANK ASSEMBLY (M1240A1)		
20	1	85927-C	SWITCH,COOLANT,.....	1	EA
20	2	3880073	TANK,RADIATOR,OVERFLOW	1	EA
20	3	3294693	ELBOW,PIPE TO HOSE,	2	EA
20	4	3315591	CLAMP,CONST TORQUE,.78-.44ID	4	EA
20	5	3053598-048	HOSE ASSEMBLY,MAKE FROM HOSE P/N 848-6 (98441), 48 IN LG	1	EA
20	6	3053598-023	HOSE ASSEMBLY,MAKE FROM HOSE P/N 848-6 (98441), 23 IN LG	1	EA
20	7	4-2 B2HF-B	ADAPTER,STRAIGHT,PIPE TO HOSE	1	EA
20	8	3058529-068	HOSE ASSEMBLY,MAKE FROM HOSE P/N 27036 (24161), 68 IN LG	1	EA
20	9	10823-00318	NUT,SELF-LOCKING,.38-16 G5 ZY	1	EA
20	10	S344G12	CLAMP,LOOP,.75 ID	1	EA
20	11	TA720-S8	CLAMP,LOOP,.50 ID	2	EA
20	12	1976240	CLAMP,HOSE,1.75-1.00ID	2	EA
20	13	0155849	BOLT,MACHINE,.38-16 X 1.00 G5 ZY	1	EA
20	14	3882298	TUBING,NONMETALLIC,	1	EA
20	15	68HB-6-6	ADAPTER,STRAIGHT,	1	EA
20	16	685HB-16-12	ADAPTER,STRAIGHT,HOSE TO BOSS	1	EA
20	17	122755A	WASHER,LOCK,M10 X 18 X 2.2 ZY HD	4	EA
20	18	3836215001	SCREW,CAP,HEX HEAD,M10-1.5 X 20 MM	4	EA
20	19	95005	SCREW,CAP,HEX HEAD,.25-20 X 1.00 G5 ZY	4	EA
20	20	3268674	WASHER,LOCK,.25 X .49 X .06 DA	4	EA
20	21	3881680	BRACKET,VEHICULAR,	1	EA
20	22	110961	SCREW,CAP,HEX HEAD,.25-20 X .75 G5 ZY	1	EA
20	23	3881684	BRACKET,ANGLE,REAR SUPPORT	1	EA
20	24	3881683	HEAT SHIELD,EXHAUST,	1	EA
20	25	3271529	WASHER,FLAT,.27 X 1.25 X .06 DA	1	EA
20	26	0192408	NUT,SELF-LOCKING,.25-20 G5 ZY	1	EA
20	27	ALA1-420-165	NUT,PLAIN,BLIND,.25-20 X .165 AL	4	EA

END OF FIGURE

**FIELD AND SUSTAINMENT MAINTENANCE
FAN SHROUD (M1240)**

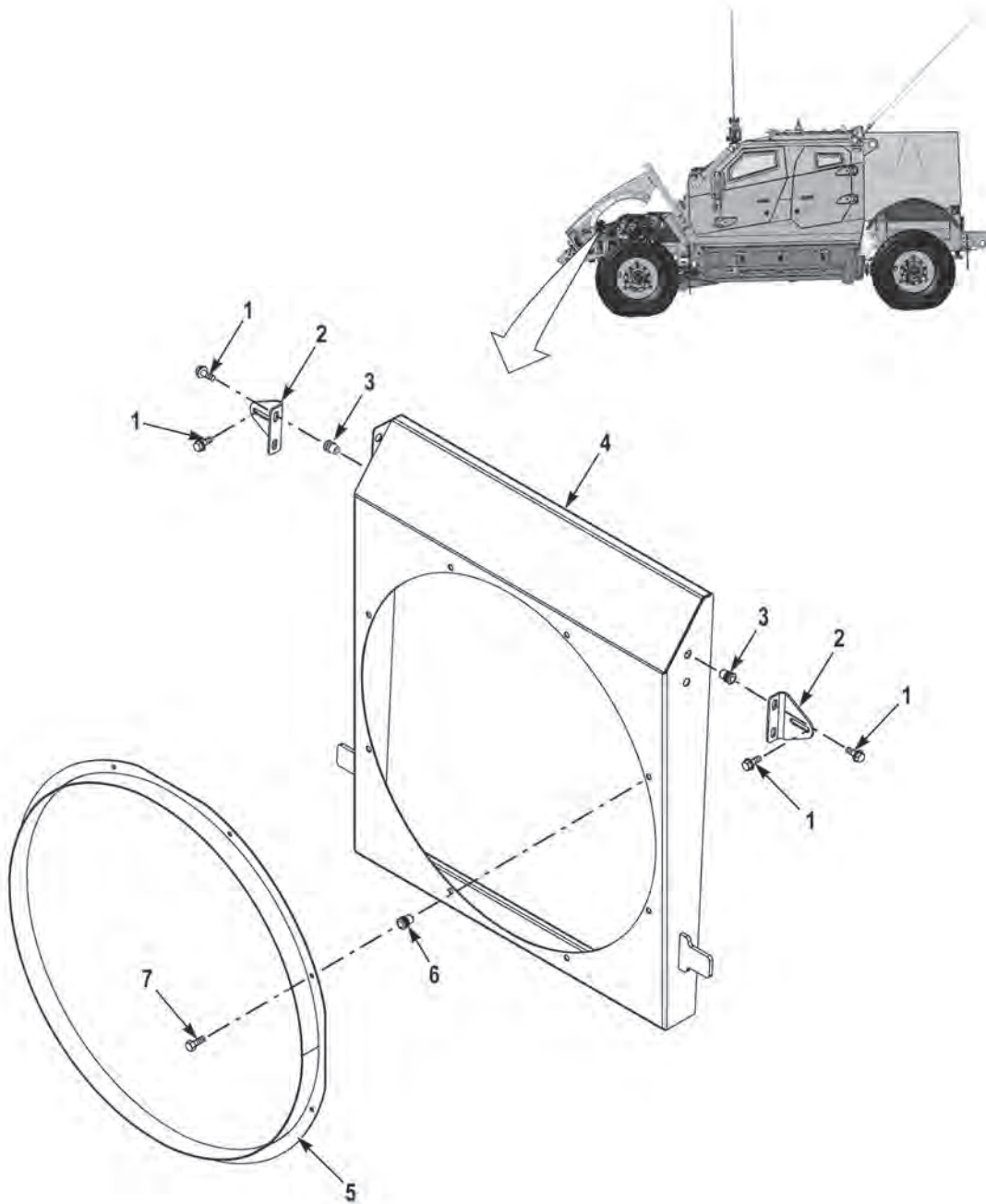


FIGURE 21 - FAN SHROUD (M1240)

(1) FIG.	(2) ITEM	(3) PART NO.	(4) DESCRIPTION	(5) QTY.	(6) U/M
			GROUP 0502 FAN SHROUD FIG. 21 FAN SHROUD (M1240)		
21	1	3524927024	SCREW, FLANGED, HEXAGON HEAD, M8-1.25 X 20.	6	EA
21	2	3823688	BRACKET	2	EA
21	3	3529282007	INSERT, THREADED, M8-1.25 X 3.80.	4	EA
21	4	3822410	SHROUD, FAN	1	EA
21	5	3822664	RING, SHROUD	1	EA
21	6	2239930	INSERT, THREADED, 1/4-20	8	EA
21	7	3436663	SCREW, CAP, HEXAGON HEAD, 1/4-20 X 3/4	8	EA

END OF FIGURE

**FIELD AND SUSTAINMENT MAINTENANCE
ACCESSORY DRIVE (M1240)**

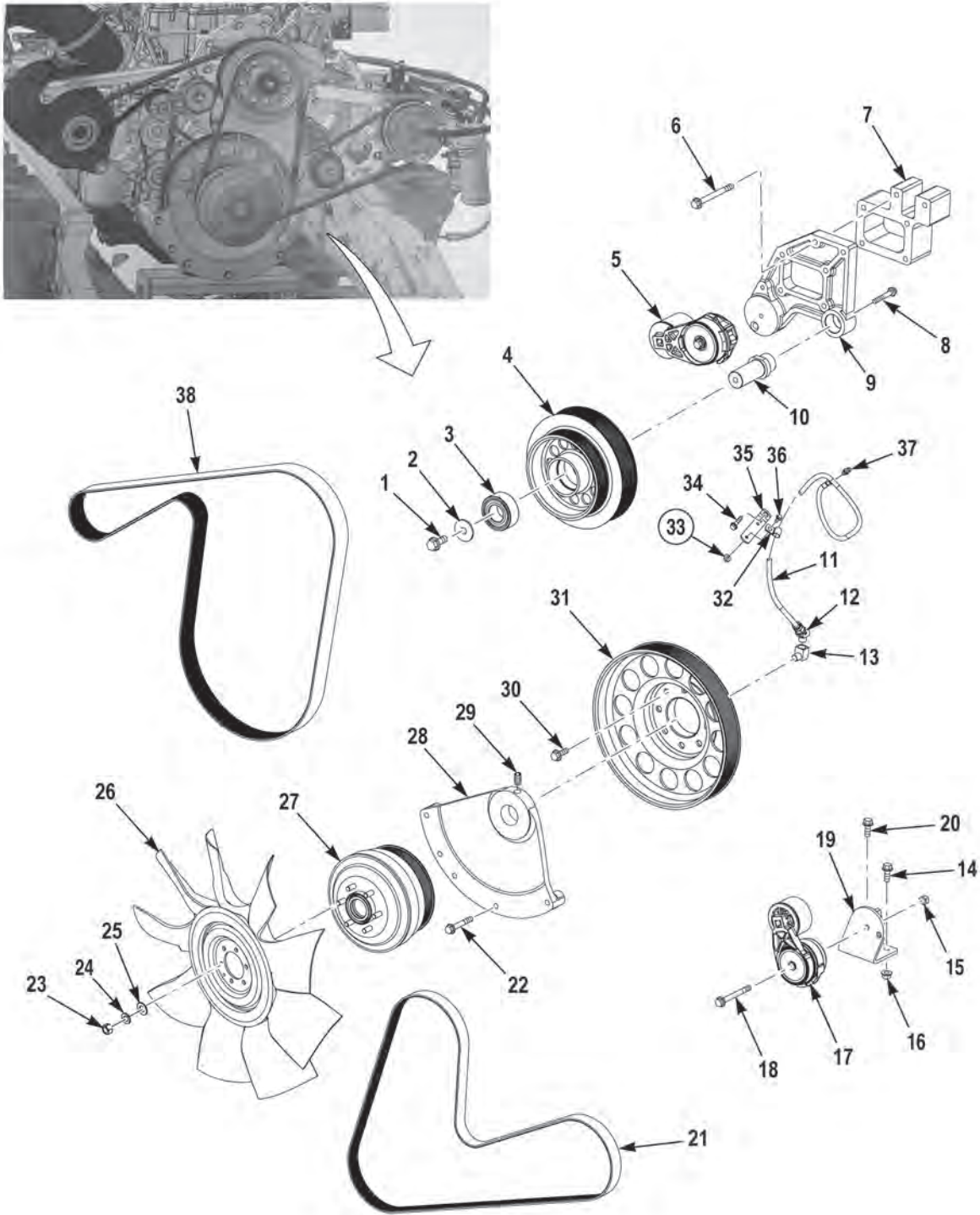


FIGURE 22 - ACCESSORY DRIVE (M1240)

(1) FIG.	(2) ITEM	(3) PART NO.	(4) DESCRIPTION	(5) QTY.	(6) U/M
			GROUP 0505 FAN ASSEMBLY		
			FIG. 22 ACCESSORY DRIVE (M1240)		
22	1	3273024	SCREW, FLANGED, HEXAGON, 1/2-13 X 1 1/4	1	EA
22	2	3819592	PLATE, BEARING RETAINER	1	EA
22	3	3811993	BEARING	2	EA
22	4	3819599	PULLEY, DRIVE THROUGH 12-8 GRV	1	EA
22	5	3823690	TENSIONER, 12GRV, 575 IN-LBS	1	EA
22	6	3524927068	SCREW, FLANGED, HEXAGON HEAD, M10-1.5 X 110	6	EA
22	7	3820784	SPACER, ACCESS DRIVE	1	EA
22	8	3442484	SCREW, FLANGED, HEXAGON, 1/2-13 X 1 1/2	1	EA
22	9	3820783	BRACKET, ACCESS DRIVE MTB	1	EA
22	10	3820785	SHAFT, ACCESS DRIVE PULLEY	1	EA
22	11	3832758	AIR LINE	1	EA
22	12	54339AX	FITTING, 45 4JIC-4NPT MM BR.	1	EA
22	13	10017FX	FITTING, 90 2NPT-2NPT MF BR	1	EA
22	14	3266319	SCREW, CAP, HEXAGON HEAD, 3/8-16 X 1 1/2 . . .	2	EA
22	15	1410950	NUT, SELF-LOCKING, HEXAGON, 3/8-16	1	EA
22	16	3266309	NUT, SELF-LOCKING, HEXAGON, 3/8-16	2	EA
22	17	3726093	TENSIONER, BELT, 8 GROOVE	1	EA
22	18	3266321	SCREW, CAP, HEXAGON HEAD, 3/8-16 X 3 1/2 . . .	2	EA
22	19	3820501	BRACKET, BELT TENSIONER	1	EA
22	20	3266317	SCREW, CAP, 3/8-16 X 1	2	EA
22	21	3823403	BELT, POLY 8 GROOVE	1	EA
22	22	3183697	SCREW, CAP, HEXAGON HEAD, .38-16 X 2 1/2 . . .	5	EA
22	23	373AX1	NUT, PLAIN, HEXAGON, .38-24	6	EA
22	24	3268945	WASHER, LOCK, 3/8	6	EA
22	25	3268987	WASHER, FLAT, 3/8	6	EA
22	26	3821259	FAN 24.0, PULLER	1	EA
22	27	3834765	FAN CLUTCH, 8PK, 175.75	1	EA
22	28	3832764	BRACKET, FAN CLUTCH MOUNT	1	EA
22	29	2834HX	SET SCREW	1	EA
22	30	3524927055	SCREW, FLANGED, HEXAGON HEAD, M10-1.50 X 30	8	EA
22	31	3819598	PULLEY, CRANK, 12 GRV	1	EA
22	32	2286HX	CLIP, CUSHION .50	1	EA
22	33	1600460	NUT, SELF-LOCKING, CLINCH, .25-20	1	EA
22	34	3524927029	SCREW, FLANGED, HEXAGON HEAD, M8-1.25 X 35	1	EA
22	35	1353990	BRACKET, STANDOFF	1	EA
22	36	1606140	SCREW, CAP, HEXAGON HEAD, 1/4-20 X 3/4	1	EA

(1) FIG.	(2) ITEM	(3) PART NO.	(4) DESCRIPTION	(5) QTY.	(6) U/M
22	37	19401FX	FITTING, STRAIGHT 4JIC-4NPT MM	1	EA
22	38	3823402	BELT, POLY, 12 GROOVE.....	1	EA

END OF FIGURE

**FIELD AND SUSTAINMENT MAINTENANCE
ALTERNATOR 570 AMP (M1240)**

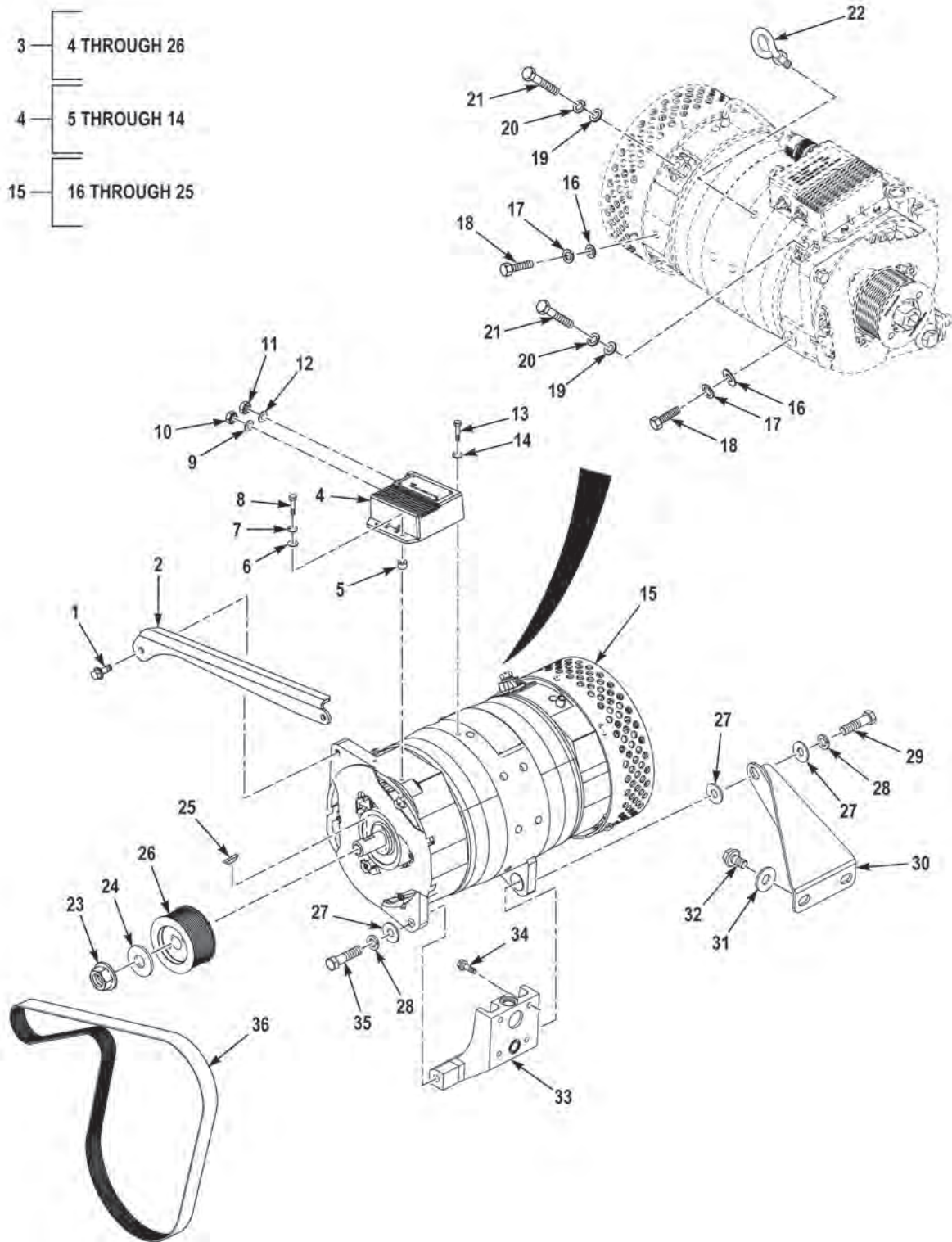


FIGURE 23 - ALTERNATOR 570 AMP (M1240)

(1) FIG.	(2) ITEM	(3) PART NO.	(4) DESCRIPTION	(5) QTY.	(6) U/M
			GROUP 0601 ALTERNATOR		
			FIG. 23 ALTERNATOR 570 AMP (M1240)		
23	1	10823-01171	SCREW,CAP,HEX HEAD 3/8-16 X 1	2	EA
23	2	3822788	BRACKET VEHICULAR COMPONENTS.	1	EA
23	3	N1609-4	GENERATOR WITH PULLEY.	1	EA
23	4	N3243	. . REGULATOR,VOLTAGE.	1	EA
23	5	N9529	. . SPACER,PLATE	2	EA
23	6	2175	. . WASHER,FLAT	2	EA
23	7	N9018	. . WASHER SPRING TENSION.	2	EA
23	8	N9562	. . SCREW,CAP,HEX HEAD 10-32 X 1	2	EA
23	9	N9465	. . WASHER,FLAT	1	EA
23	10	N9467	. . NUT,PLAIN,CAP	1	EA
23	11	N9410	. . NUT,PLAIN,OCTAGON.	1	EA
23	12	500-1114-003	. . WASHER,FLAT	1	EA
23	13	N9499	. . BOLT,MACHINE 1/4-28 X 5/8	1	EA
23	14	N9459	. . WASHER,LOCK 1/4	1	EA
23	15	N1609	. GENERATOR ENGINE ACCESSORY	1	EA
23	16	N9455	. . WASHER,FLAT 5/16.	2	EA
23	17	N9015	. . WASHER,LOCK 5/16	2	EA
23	18	N9014	. . BOLT,MACHINE 5/16-18 X 3/4	2	EA
23	19	N9331	. . WASHER,FLAT 3/8.	2	EA
23	20	N9461	. . WASHER,LOCK 3/8	2	EA
23	21	N9528	. . BOLT,MACHINE 3/8-16 X 1	2	EA
23	22	N9217	. . BOLT,EYE	1	EA
23	23	N9231	. . NUT,PLAIN,HEXAGON M20-1.5.	1	EA
23	24	N9642	. . WASHER SPRING TENSION, M20	1	EA
23	25	N9525	. . KEY,WOODRUFF	1	EA
23	26	N4048	. PULLEY,GROOVE	1	EA
23	27	33861	WASHER,FLAT 9/16.	4	EA
23	28	123499	WASHER,LOCK 9/16	2	EA
23	29	3687587003	SCREW,CAP,HEX HEAD 9/16-12 X 1 3/4	1	EA
23	30	3820790	BRACKET,MOUNTING.	1	EA
23	31	10823-02546	WASHER,FLAT M14.	2	EA
23	32	10823-07771	SCREW,CAP,HEX HEAD M14-2.0 X 30 MM	2	EA
23	33	3829543	BRACKET VEHICULAR COMPONENTS.	1	EA
23	34	3524927026	SCREW,CAP,HEX HEAD M8-1.25 X 25 MM	4	EA
23	35	3687587002	SCREW,CAP,HEX HEAD 9/16-12 X 2 1/4	1	EA
23	36	5120903	BELT,V	1	EA

END OF FIGURE

**FIELD AND SUSTAINMENT MAINTENANCE
STARTER (M1240)**

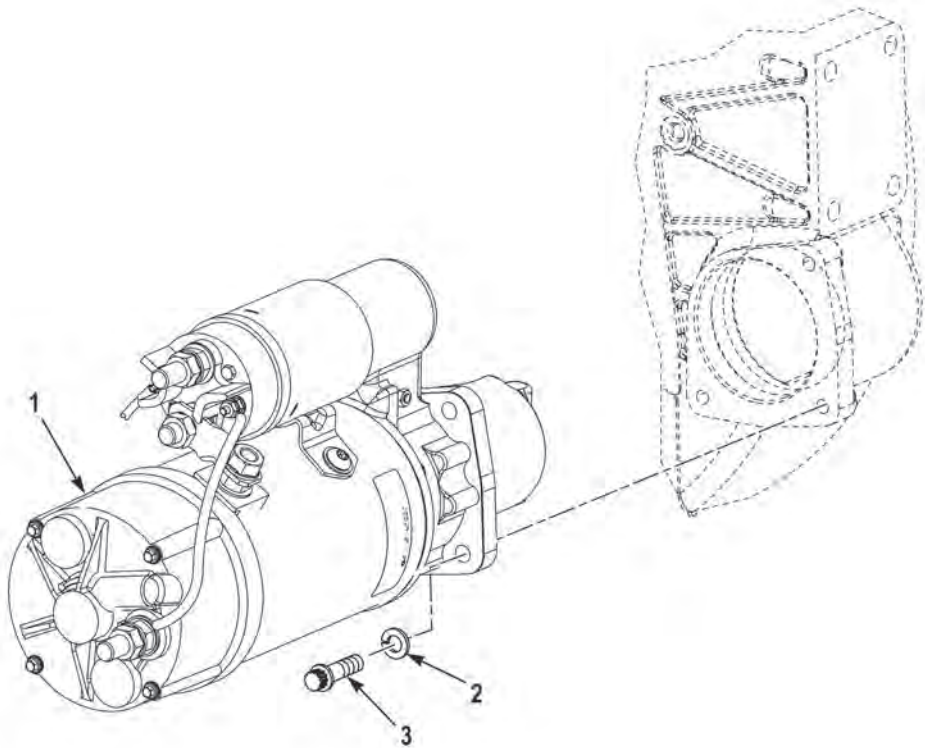


FIGURE 24 - STARTER (M1240)

(1) FIG.	(2) ITEM	(3) PART NO.	(4) DESCRIPTION	(5) QTY.	(6) U/M
			GROUP 0603 STARTING MOTOR FIG. 24 STARTER (M1240)		
24	1	3686602	STARTER, 24V	1	EA
24	2	3524930003	WASHER, LOCK, SPLIT, M10 X 18.1 X 2.2	3	EA
24	3	3537689001	SCREW, CAP, M10-1.5.	3	EA

END OF FIGURE

**FIELD AND SUSTAINMENT MAINTENANCE
DASH COMPONENTS (M1240)**

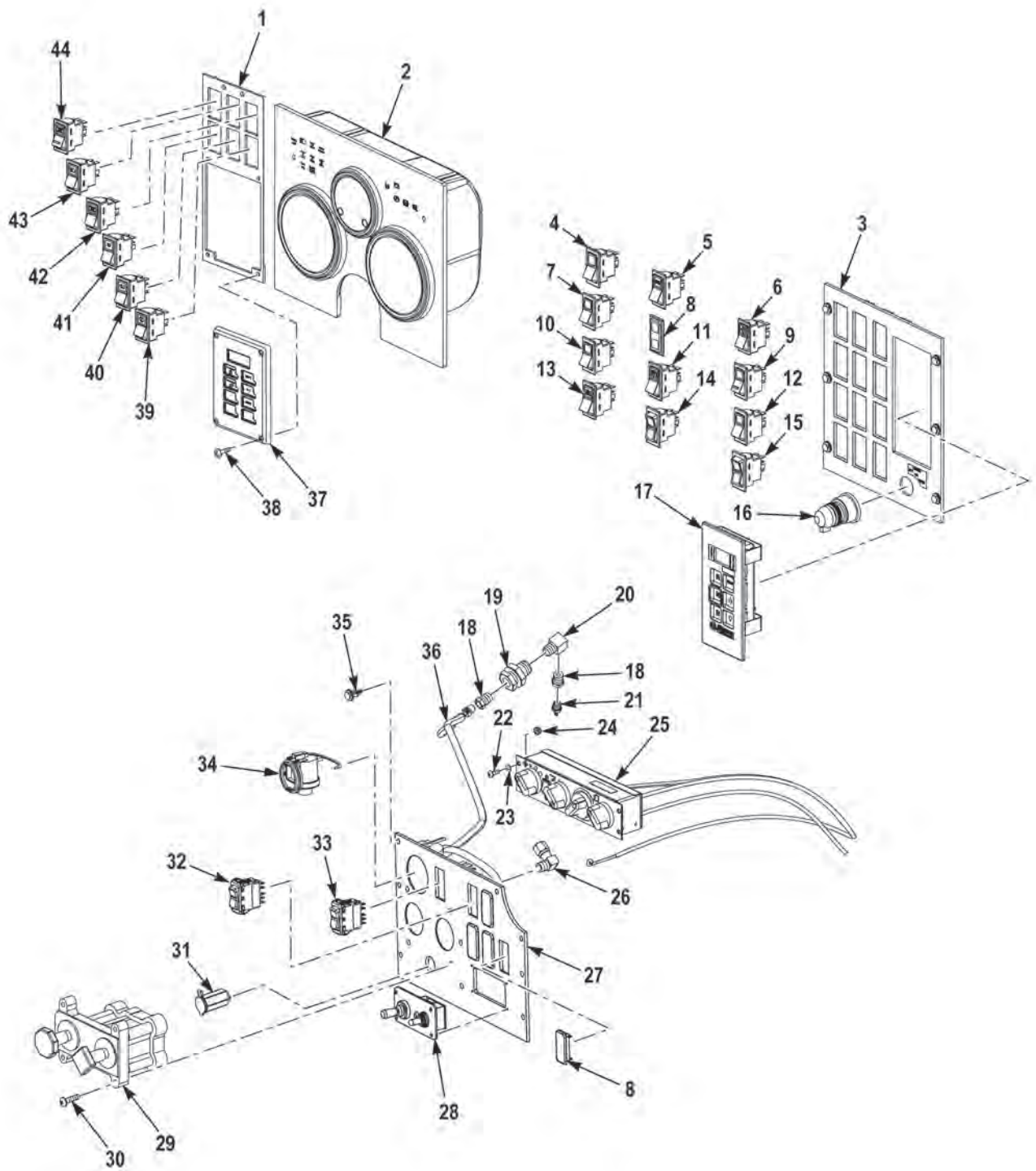


FIGURE 25 - DASH COMPONENTS (M1240)

(1) FIG.	(2) ITEM	(3) PART NO.	(4) DESCRIPTION	(5) QTY.	(6) U/M
			GROUP 0607 INSTRUMENT OR ENGINE CONTROL PANELS FIG. 25 DASH COMPONENTS (M1240)		
25	1	3834733	PANEL ASSEMBLY, LH SWITCH, NGR	1	EA
25	2	3846212	PANEL, MULTIPLEXED INSTRUMENT	1	EA
25	3	3846260	PANEL ASSEMBLY, RH SWITCH, NGR.	1	EA
25	4	3834908	SWITCH, NGR, ENGINE HIGH IDLE	1	EA
25	5	3680107	SWITCH, NGR, EXHAUST BRAKE	1	EA
25	6	3834907	SWITCH, NGR DRIVELINE LOCK	1	EA
25	7	3834780	SWITCH, NGR TOW MODE.	1	EA
25	8	3631186	SWITCH, NGR HOLE PLUG	1	EA
25	9	3834783	SWITCH, NGR TCASE, HI LOW	1	EA
25	10	3845578	SWITCH, EATON NGR, FAN FORD.	1	EA
25	11	3834906	SWITCH, NGR ABS DIAGNOSTICS	1	EA
25	12	3834782	SWITCH, NGR, REAR HVAC	1	EA
25	13	3834784	SWITCH, NGR, DASH LT DMR	1	EA
25	14	3602495	SWITCH, NGR, DIMMER	1	EA
25	15	3681800	SWITCH, NGR, DOME LIGHT DOUBLE POLE	1	EA
25	16	1315480	IGNITION SWITCH.	1	EA
25	17	3768812	SHIFTER, XMSN, COMMON, MY09	1	EA
25	18	112971A	BUSHING, PIPE	2	EA
25	19	1220FX	COUPLING, PIPE	1	EA
25	20	4554FX	FITTING, 90.	1	EA
25	21	3716084	FITTING, STRAIGHT	1	EA
25	22	1416340	SCREW, MACHINE	4	EA
25	23	2149HX1	WASHER, LOCK.	4	EA
25	24	1376550	NUT, SELF-LOCKING, HEXAGON, #10-24	4	EA
25	25	3818101	CONTROL, PANEL, HEATER-AC	1	EA
25	26	111500A	FITTING, 90.	6	EA
25	27	3844305	PANEL ASSEMBLY, AIR, ELECTRIC.	1	EA
25	28	3830246	CONTROLLER, SPOT LIGHT, GO LIGHT	1	EA
25	29	3064940	VALVE, DASH MANIFOLD	1	EA
25	30	1499830	SCREW, MACHINE	4	EA
25	31	3835987	12V ACCESSORY OUTLET.	1	EA
25	32	3844299	SWITCH, NGR, SPOT LIGHT.	1	EA
25	33	3835018	SWITCH, NGR, DE-ICER	1	EA
25	34	3652642	GAUGE, RESTRICTION IND, 24V	1	EA
25	35	3245267	FASTENER, PUSH PIN CONTROL PANEL.	24	EA
25	36	40AW168	HOSE, WINDSHIELD WASHER.	1	EA
25	37	3820723	CONTROLLER, CTIS	1	EA

(1) FIG.	(2) ITEM	(3) PART NO.	(4) DESCRIPTION	(5) QTY.	(6) U/M
25	38	1978490	SCREW, MACHINE, PAN,XR #10-24 X 1.00	4	EA
25	39	3702535	SWITCH, NGR, CTIS DISABLE	1	EA
25	40	3834806	SWITCH, NGR, WIPER.	1	EA
25	41	3602489	SWITCH, NGR, WASHER.	1	EA
25	42	3557108	SWITCH, NGR, MASTER LIGHTING	1	EA
25	43	3661037	SWITCH, NGR, B.O. SERVICE SELECT	1	EA
25	44	3661038	SWITCH, NGR, B.O. LIGHTING.	1	EA

END OF FIGURE

**FIELD AND SUSTAINMENT MAINTENANCE
CENTER CONSOLE PANEL (M1245)**

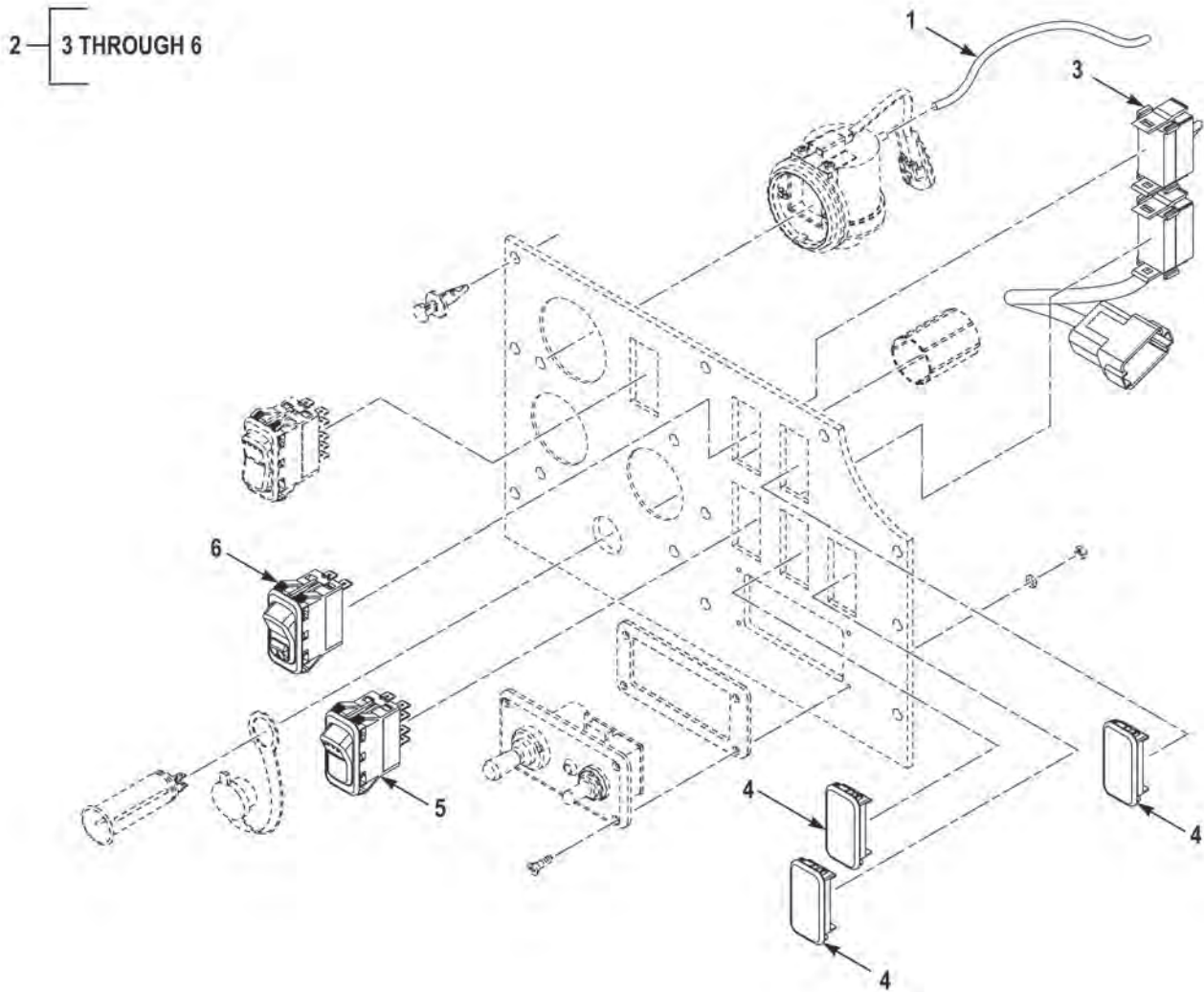


FIGURE 26 - CENTER CONSOLE PANEL (M1245)

(1) FIG.	(2) ITEM	(3) PART NO.	(4) DESCRIPTION	(5) QTY.	(6) U/M
			GROUP 0607 INSTRUMENT OR ENGINE CONTROL PANELS FIG. 26 CENTER CONSOLE PANEL (M1245)		
26	1	40AW168-43	HOSE, NONMETALLIC, MAKE FROM HOSE P/N 91-546 (60703), 43 IN LONG	1	EA
26	2	3886019	PANEL, VEHICULAR, ACCESS SWITCH	1	EA
26	3	3886225	. WIRING HARNESS	1	EA
26	4	17-21543	. BUTTON, PLUG.	3	EA
26	5	8961K3007	. SWITCH, TOGGLE, IR LIGHTS	1	EA
26	6	8961K3008	. SWITCH, TOGGLE, BLACKOUT SPOTLIGHT	1	EA

END OF FIGURE

**FIELD AND SUSTAINMENT MAINTENANCE
INSTRUMENT PANEL (M1245)**

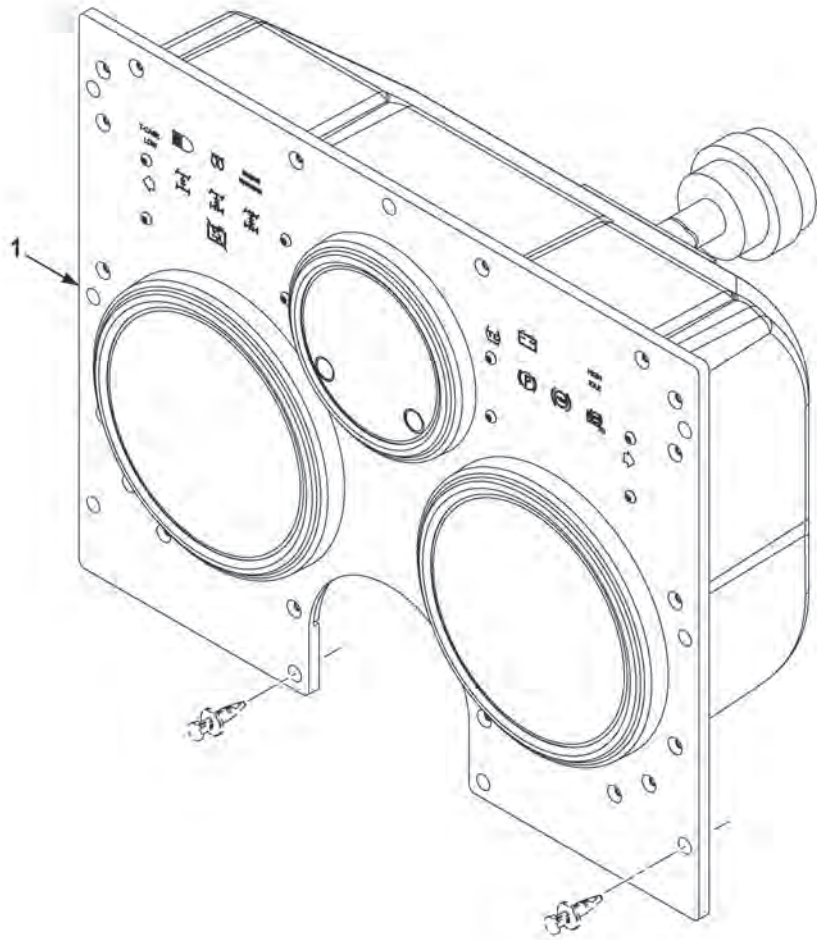


FIGURE 27 - INSTRUMENT PANEL (M1245)

(1) FIG.	(2) ITEM	(3) PART NO.	(4) DESCRIPTION	(5) QTY.	(6) U/M
			GROUP 0607 INSTRUMENT OR ENGINE CONTROL PANELS		
			FIG. 27 INSTRUMENT PANEL (M1245)		
27	1	112560	PANEL,VEHICULAR,MAIN INSTRUMENT	1	EA

END OF FIGURE

**FIELD AND SUSTAINMENT MAINTENANCE
LEFT HAND SWITCH PANEL (M1245)**

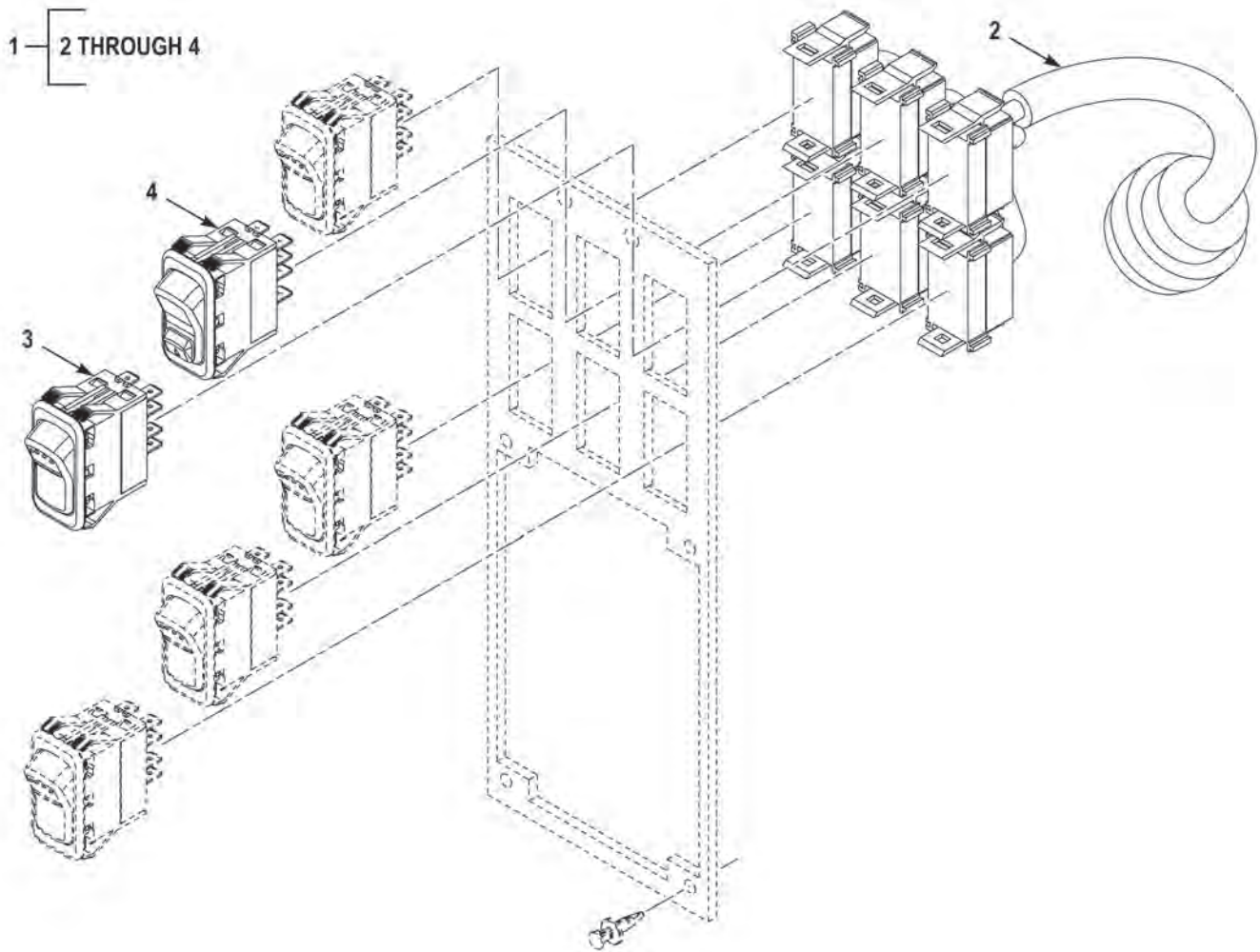


FIGURE 28 - LEFT HAND SWITCH PANEL (M1245)

(1) FIG.	(2) ITEM	(3) PART NO.	(4) DESCRIPTION	(5) QTY.	(6) U/M
			GROUP 0607 INSTRUMENT OR ENGINE CONTROL PANELS		
			FIG. 28 LEFT HAND SWITCH PANEL (M1245)		
28	1	3886016	PANEL,VEHICULAR,LH SWITCH	1	EA
28	2	3886221	. WIRING HARNESS	1	EA
28	3	9061K2357	. SWITCH,TOGGLE,BLACKOUT LIGHTING	1	EA
28	4	8961K2356	. SWITCH,TOGGLE,BLACKOUT SERVICE SELECT	1	EA

END OF FIGURE

**FIELD AND SUSTAINMENT MAINTENANCE
RIGHT HAND SWITCH PANEL (M1245)**

1-2

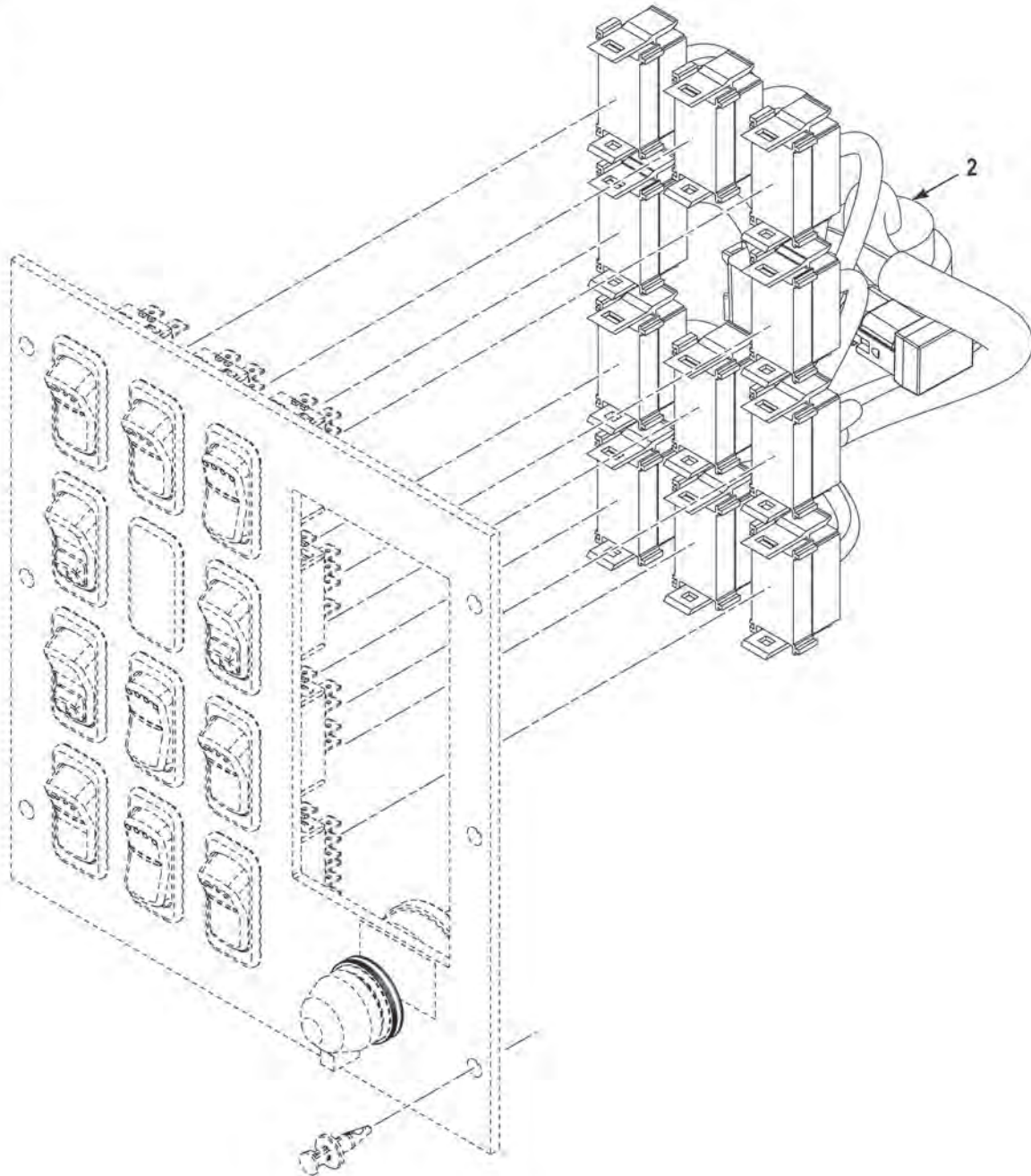


FIGURE 29 - RIGHT HAND SWITCH PANEL (M1245)

(1) FIG.	(2) ITEM	(3) PART NO.	(4) DESCRIPTION	(5) QTY.	(6) U/M
			GROUP 0607 INSTRUMENT OR ENGINE CONTROL PANELS		
			FIG. 29 RIGHT HAND SWITCH PANEL (M1245)		
29	1	3886018	PANEL,VEHICULAR,RH SWITCH	1	EA
29	2	3886223	. WIRING HARNESS	1	EA

END OF FIGURE

**FIELD AND SUSTAINMENT MAINTENANCE
BATTERY DISCONNECT (M1240)**

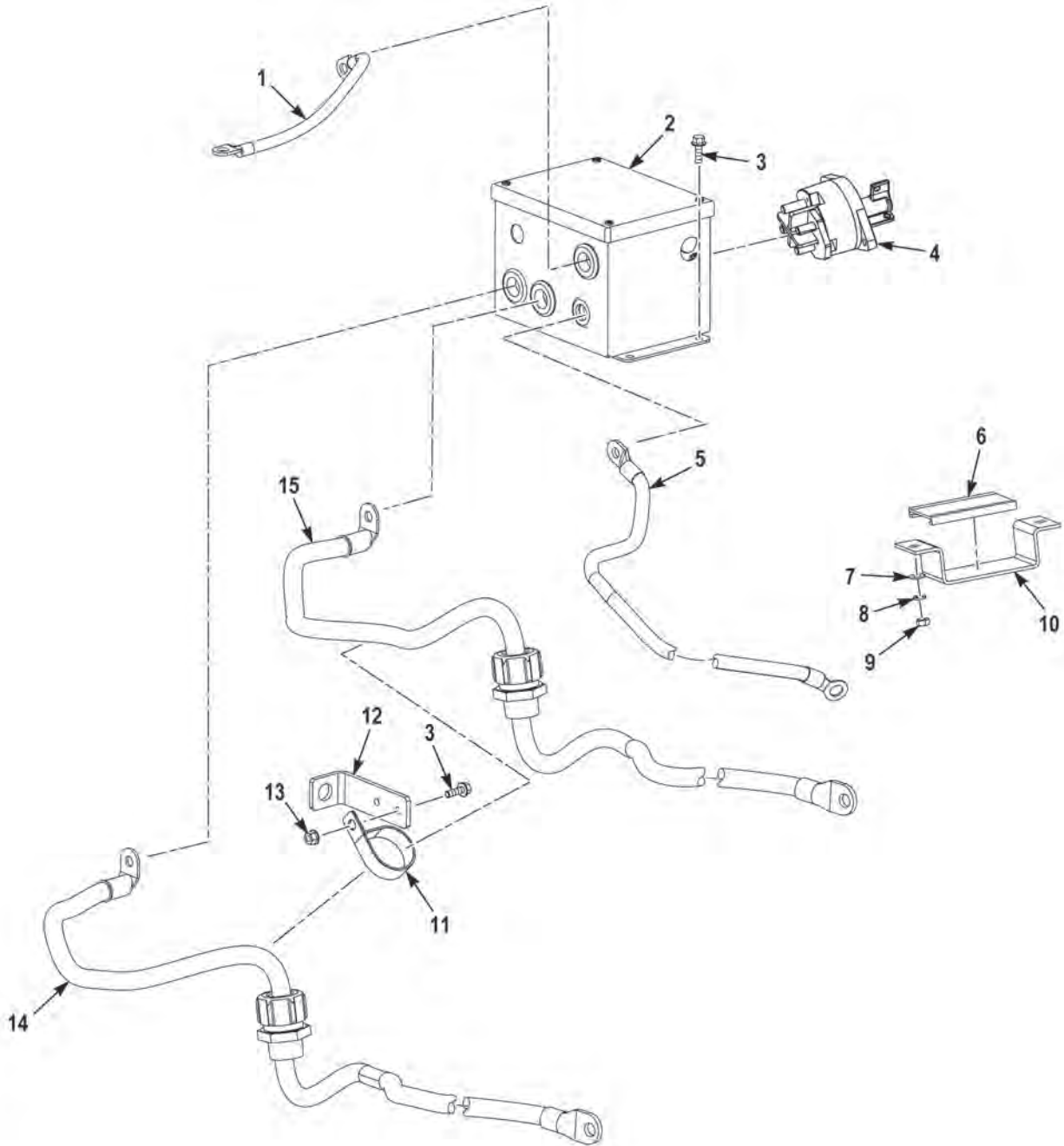


FIGURE 30 - BATTERY DISCONNECT (M1240)

(1) FIG.	(2) ITEM	(3) PART NO.	(4) DESCRIPTION	(5) QTY.	(6) U/M
			GROUP 0608 MISCELANEOUS ELECTRICAL ITEMS FIG. 30 BATTERY DISCONNECT (M1240)		
30	1	3823630	CABLE ASSEMBLY, 2GA 23.0 1975	1	EA
30	2	3830259	BATTERY DISCONNECT, ASSEMBLY	1	EA
30	3	1606140	SCREW, CAP, HEXAGON HEAD, 1/4-20 X 3/4	4	EA
30	4	3544931	SWITCH	1	EA
30	5	3823651	CABLE ASSEMBLY, 0GA 49.0 1975	1	EA
30	6	124623A	STRAP LINER.	4	IN
30	7	703HX	WASHER, FLAT, .25 X .62 X .06 ZY	2	EA
30	8	353AX	WASHER, LOCK, 1/4	2	EA
30	9	767HX1	NUT, HEXAGON, .25-20 G5 ZY	2	EA
30	10	3825320	BRACKET, CABLE ROUTING	1	EA
30	11	2681HX	CLIP, CUSHION, 1.75 STRAIGHT VY	1	EA
30	12	3063867	BRACKET, STANDOFF, 4.00 X 1.63 X .19 90	1	EA
30	13	1600460	NUT, SELF-LOCKING, CLINCH, .25-20	1	EA
30	14	3823629	CABLE ASSEMBLY, 0000GA 145.0 1139.	1	EA
30	15	3823633	CABLE ASSEMBLY, 0000GA 120.0 1139A	1	EA
30	NI	3498579	GROMMET	3	EA
30	NI	571FX	GROMMET	1	EA

END OF FIGURE

**FIELD AND SUSTAINMENT MAINTENANCE
BATTERY DISCONNECT (M1245)**

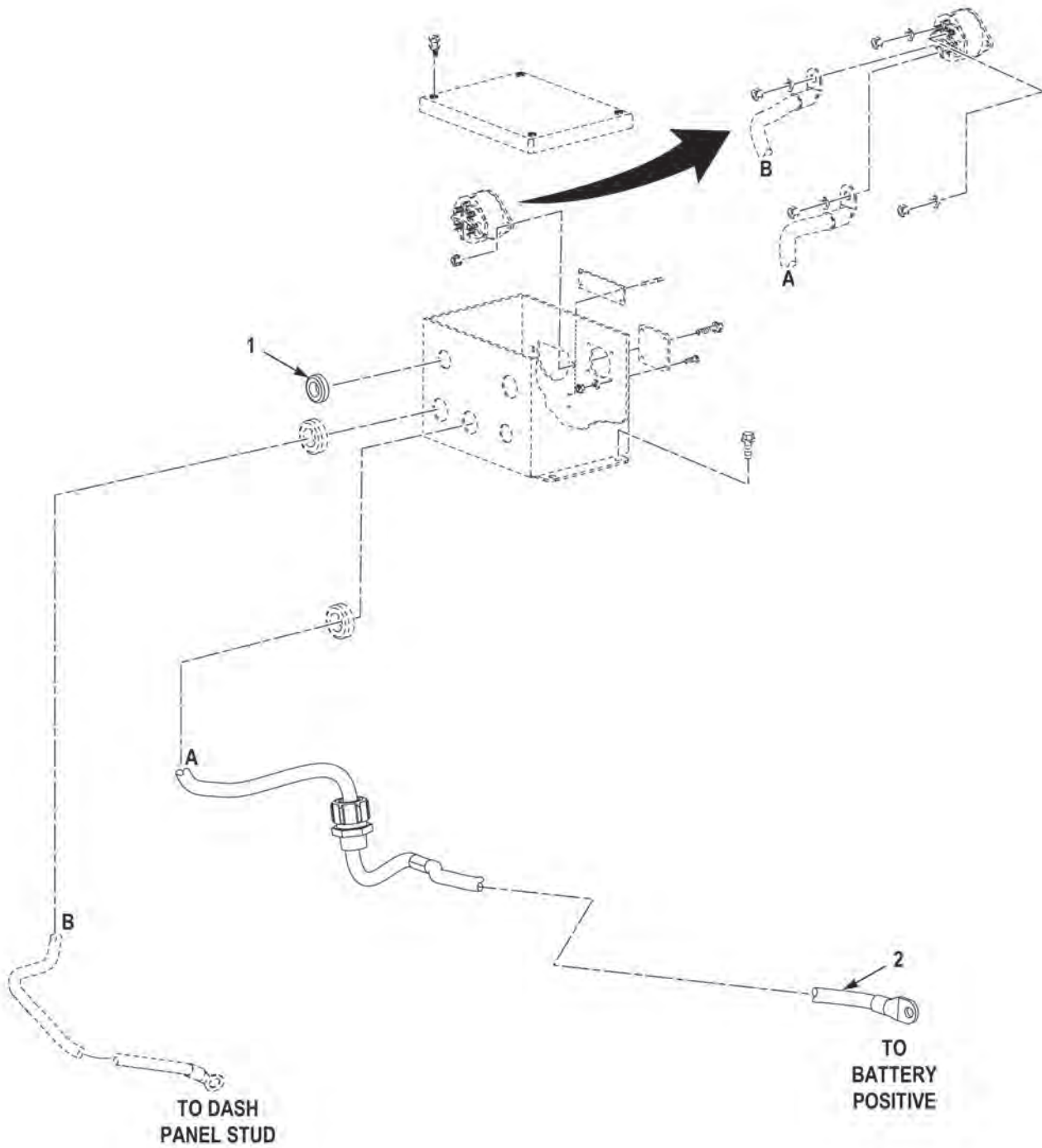


FIGURE 31 - BATTERY DISCONNECT (M1245)

(1) FIG.	(2) ITEM	(3) PART NO.	(4) DESCRIPTION	(5) QTY.	(6) U/M
			GROUP 0608 MISCELANEOUS ELECTRICAL ITEMS FIG. 31 BATTERY DISCONNECT (M1245)		
31	1	MS35489-46	GROMMET, NONMETALLIC	1	EA
31	2	3906359	LEAD, ELECTRICAL	1	EA

END OF FIGURE

**FIELD AND SUSTAINMENT MAINTENANCE
CAPSULE ELECTRICAL OUTLET (M1245)**

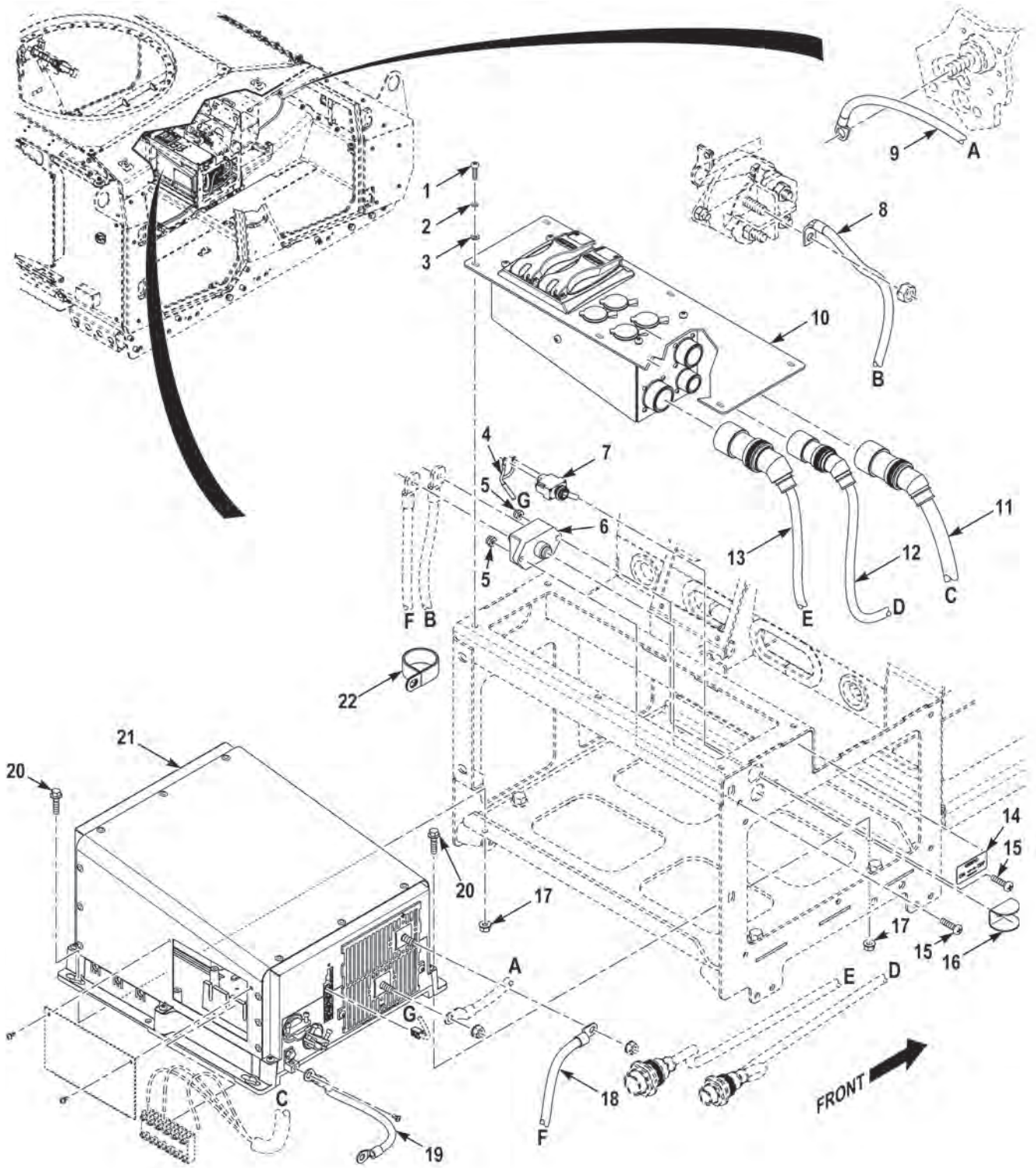


FIGURE 32 - CAPSULE ELECTRICAL OUTLET (M1245)

(1) FIG.	(2) ITEM	(3) PART NO.	(4) DESCRIPTION	(5) QTY.	(6) U/M
			GROUP 0608 MISCELANEOUS ELECTRICAL ITEMS		
			FIG. 32 CAPSULE ELECTRICAL OUTLET (M1245)		
32	1	1416350	SCREW,MACHINE,#10-24 X .75 NS SS	6	EA
32	2	71059	WASHER,LOCK,#10 X .34 X .05 SS	6	EA
32	3	MS15795-808	WASHER,FLAT,#10 X .41 X .05 SS	6	EA
32	4	3887942	WIRING HARNESS,INVERTER SWITCH	1	EA
32	5	21NE-040	NUT,SELF-LOCKING,.25-20 G2 ZC	2	EA
32	6	SDLM-150	CIRCUIT BREAKER	1	EA
32	7	MS24523-23	SWITCH,TOGGLE	1	EA
32	8	3891719	CABLE ASSEMBLY	1	EA
32	9	3891937	CABLE ASSEMBLY	1	EA
32	10	3907574	OUTLET ASSEMBLY	1	EA
32	11	3908629	CABLE ASSEMBLY	1	EA
32	12	3891721	CABLE ASSEMBLY	1	EA
32	13	3869467	WIRING HARNESS,CAB 12VDC	1	EA
32	14	3907687	LABEL	1	EA
32	15	1499830	SCREW,MACHINE,.25-20X1.00 NS ZC	2	EA
32	16	3908628	BRACKET,ANGLE	1	EA
32	17	0192408	NUT,SELF-LOCKING,.25-20 G5 ZY	4	EA
32	18	3891720	CABLE ASSEMBLY	1	EA
32	19	3828176	CABLE ASSEMBLY	1	EA
32	20	0110960	SCREW,CAP,HEX HEAD,.25-20X1.00 G5 ZY	4	EA
32	21	MS4024	INVERTER ASSEMBLY	1	EA
32	22	C0V2513	CLAMP,LOOP,1.50 ID	1	EA

END OF FIGURE

**FIELD AND SUSTAINMENT MAINTENANCE
MK44 ELECTRICAL OUTLET (M1245)**

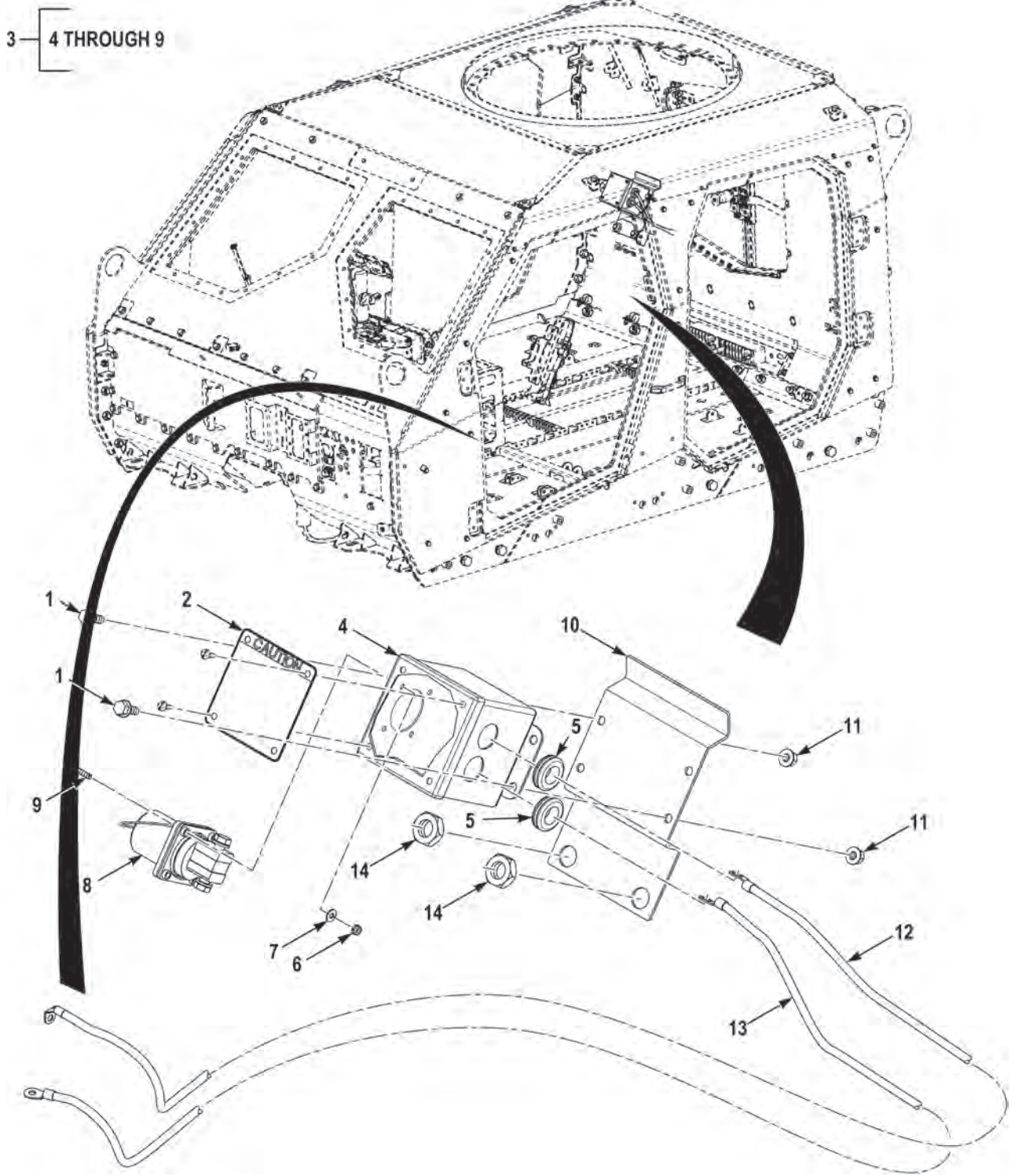


FIGURE 33 - MK44 ELECTRICAL OUTLET (M1245)

(1) FIG.	(2) ITEM	(3) PART NO.	(4) DESCRIPTION	(5) QTY.	(6) U/M
			GROUP 0608 MISCELANEOUS ELECTRICAL ITEMS FIG. 33 MK44 ELECTRICAL OUTLET (M1245)		
33	1	155842	SCREW,CAP,HEX HEAD,.31-18 X .75 G5 ZY	4	EA
33	2	3886224	LABEL,CAUTION	1	EA
33	3	93-1533720U	RELAY ASSEMBLY	1	EA
33	4	1531470	. TERMINAL BOX	1	EA
33	5	MS35489-49	. GROMMET,NONMETALLIC	2	EA
33	6	AN365-1024A	. NUT,SELF-LOCKING,#10-24 G2 ZY	4	EA
33	7	1379HX	. WASHER,FLAT,#10X.50X.05 ZC	4	EA
33	8	11674728	. CONNECTOR	1	EA
33	9	71522	. SCREW,MACHINE,#10-24X1.00 NS S	4	EA
33	10	3886021	BRACKET,MOUNTING	1	EA
33	11	1333510	NUT,SELF-LOCKING,.31-18 G5 ZY	4	EA
33	12	3891690	CABLE ASSEMBLY	1	EA
33	13	3891691	CABLE ASSEMBLY	1	EA
33	14	40181	NUT,PLAIN,HEXAGON,M20-2.5 C10.9 UF	2	EA

END OF FIGURE

**FIELD AND SUSTAINMENT MAINTENANCE
REAR CARGO ELECTRICAL OUTLET (M1245)**

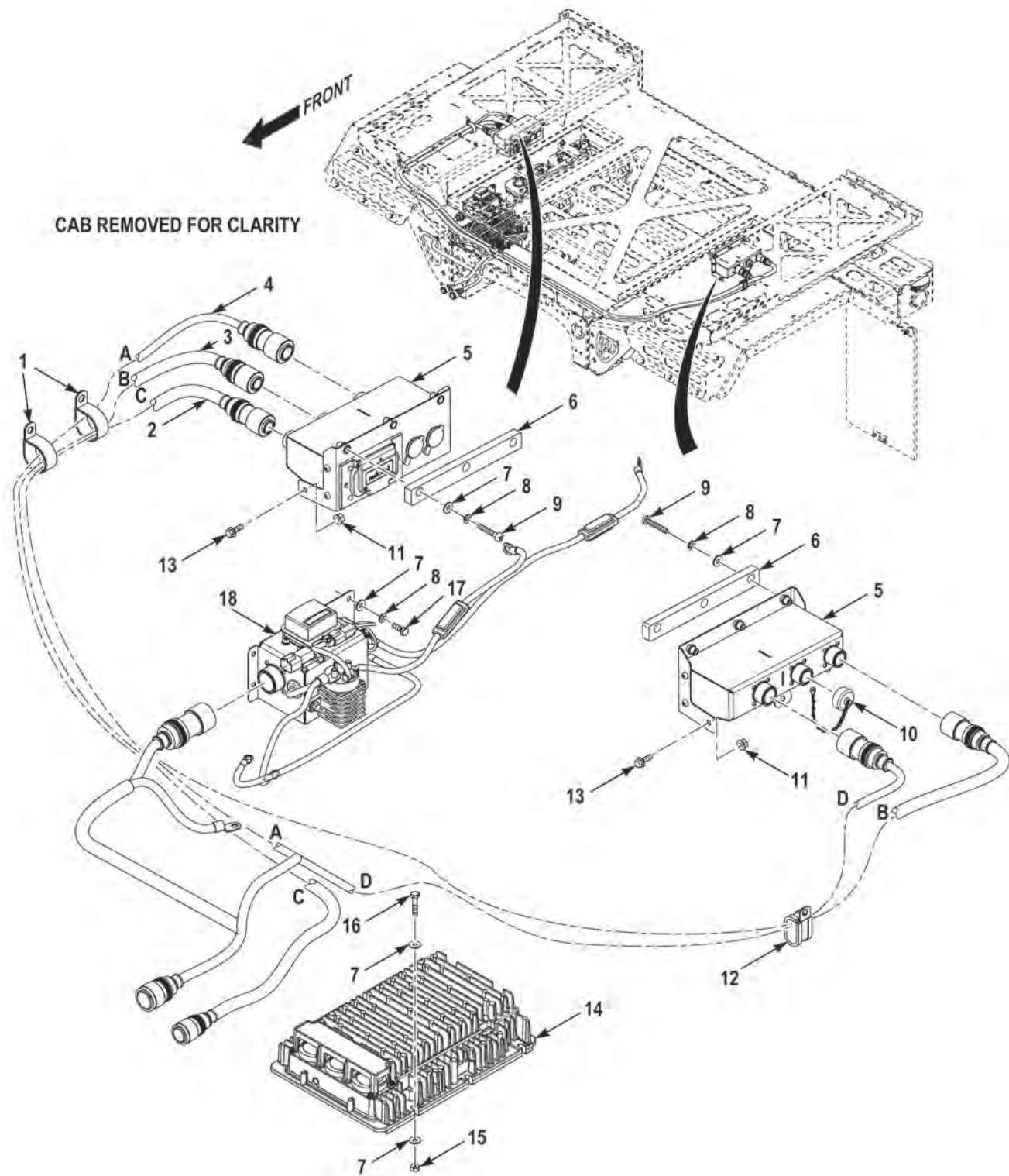


FIGURE 34 - REAR CARGO ELECTRICAL OUTLET (M1245)

(1) FIG.	(2) ITEM	(3) PART NO.	(4) DESCRIPTION	(5) QTY.	(6) U/M
			GROUP 0608 MISCELANEOUS ELECTRICAL ITEMS FIG. 34 REAR CARGO ELECTRICAL OUTLET (M1245)		
34	1	C0V2513	CLAMP,LOOP,1.50 ID	2	EA
34	2	3891722	CABLE ASSEMBLY	1	EA
34	3	3891723	CABLE ASSEMBLY	1	EA
34	4	3869468	WIRING HARNESS,REAR	1	EA
34	5	3907935	OUTLET ASSEMBLY	2	EA
34	6	3907931	PLATE,SPACER	2	EA
34	7	MS27183-10	WASHER,FLAT,.25 X .62 X .06 ZY	22	EA
34	8	MS35338-44	WASHER,LOCK,.25 X .49 X .06 ZY HDN	10	EA
34	9	MS35206-285	SCREW,MACHINE,.25-20 X 1.50 NS ZC	6	EA
34	10	MS25043-16DA	COVER,ELECTRICAL	1	EA
34	11	0192408	NUT,SELF-LOCKING,.25-20 G5 ZY	2	EA
34	12	S344G12	CLAMP,LOOP,.75 ID	1	EA
34	13	110961	SCREW,CAP,HEX HEAD,.25-20X.75 G5 ZY	2	EA
34	14	21080E00	EQUALIZER,BATTERY	1	EA
34	15	95860	NUT,PLAIN,HEXAGON,.25-20 G5 ZY	6	EA
34	16	95007	SCREW,CAP,HEX HEAD,.25-20 X 1.25 G5 ZY	6	EA
34	17	378429-8	BOLT,MACHINE,.25-20 X .75 G5 ZY	4	EA
34	18	3908581	PDU ASSEMBLY,12V	1	EA

END OF FIGURE

**FIELD AND SUSTAINMENT MAINTENANCE
EXTERIOR LIGHTS (M1240)**

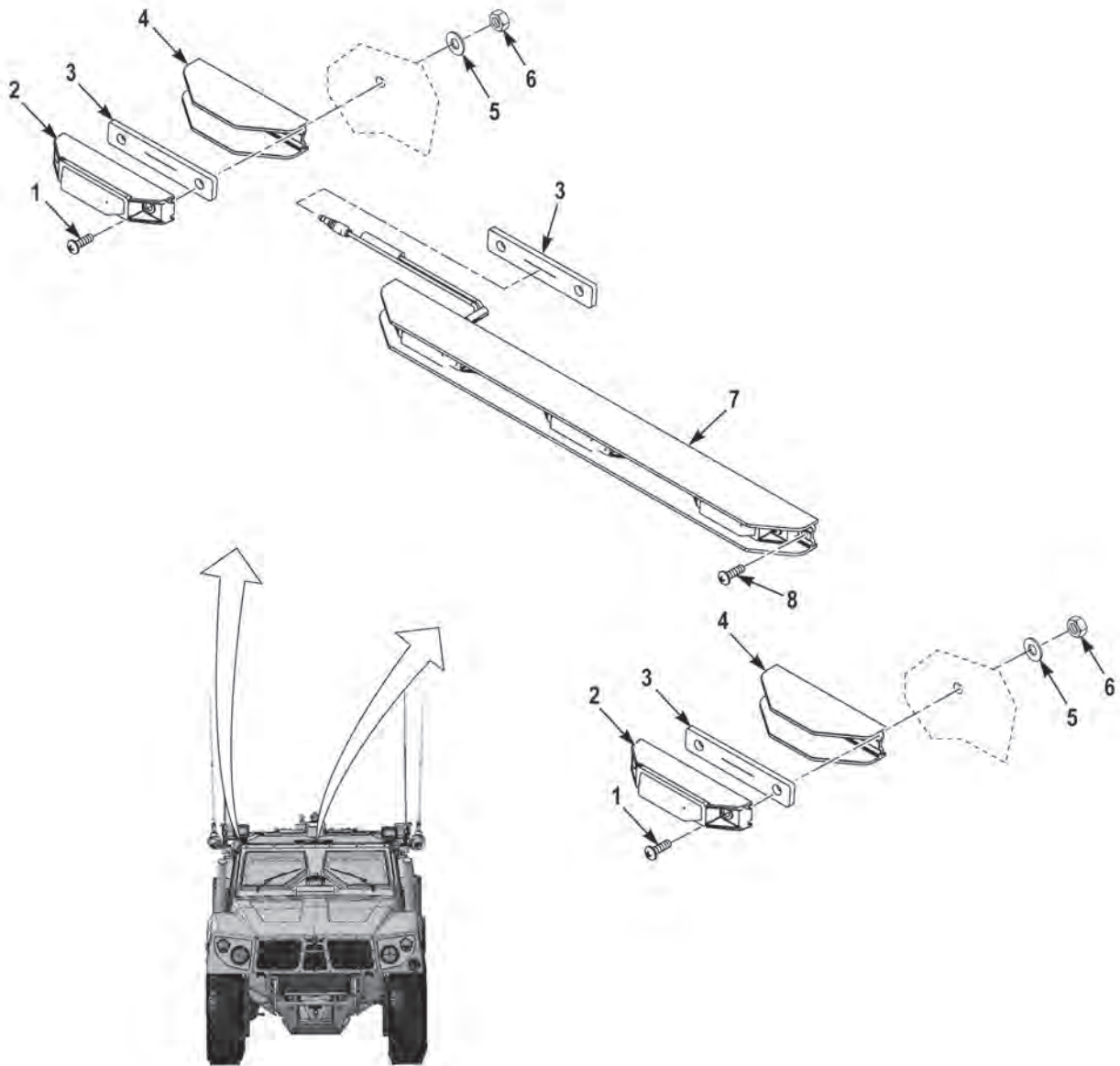


FIGURE 35 - EXTERIOR LIGHTS (M1240) (SHEET 1 OF 2)

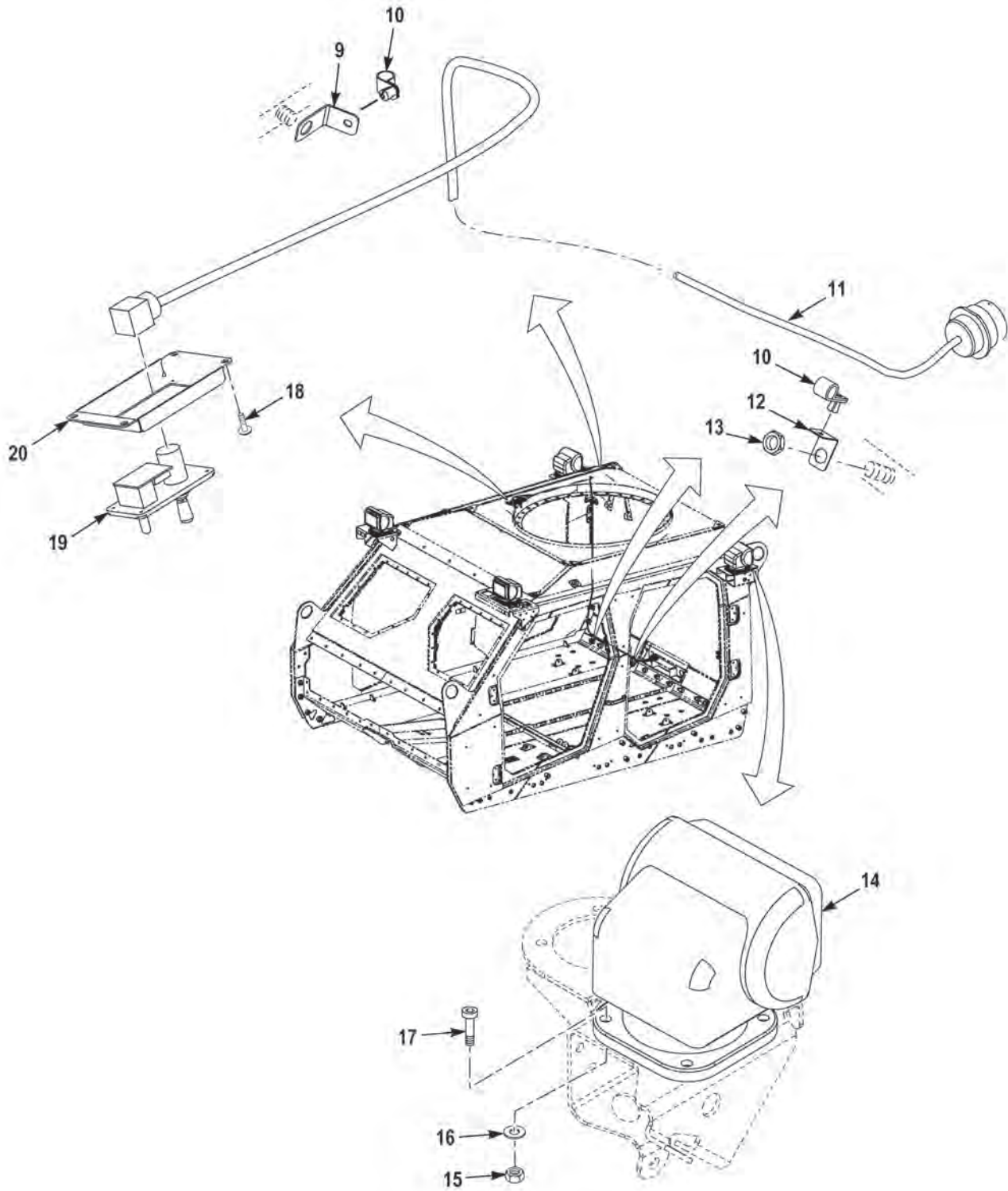


FIGURE 35 - EXTERIOR LIGHTS (M1240) (SHEET 2 OF 2)

(1) FIG.	(2) ITEM	(3) PART NO.	(4) DESCRIPTION	(5) QTY.	(6) U/M
			GROUP 0609 LIGHTS		
			FIG. 35 EXTERIOR LIGHTS (M1240)		
35	1	1656090	SCREW, PAN, #10-24 X 1.25	4	EA
35	2	3382847	LIGHT, CLEAR MARKER, AMBER.	2	EA
35	3	3630961	GASKET, MARKER LIGHT BRACKET.	2	EA
35	4	3711066	SHIELD, MARKER LIGHT	2	EA
35	5	52813AX	WASHER, FLAT, #10 X .41 X .05	6	EA
35	6	1376550	NUT, HEXAGON, LOCK, #10-24	6	EA
35	7	3665718	LIGHT BAR ASSEMBLY, LED, AMBER	1	EA
35	8	1416350	SCREW, MACHINE, #10-24 X 3/4	2	EA
35	9	3824996	BRACKET, STDF 1.63 X 1.31 X .06	1	EA
35	10	1463620	CLIP,PUSH TYPE 7/16ID	3	EA
35	11	3827333	WIRE HARNESS, CAB, CONTROL GO LIGHT	1	EA
35	12	3845294	BRACKET, STDF 2.00 X 1.50 X 0.06	2	EA
35	13	3836181	NUT, JAM M20-2.5	2	EA
35	14	3830255	LIGHT, SPOT, CLEAR.	4	EA
35	15	64050AX	NUT, HEX, LOCK #10-24 G5	16	EA
35	16	1379HX	WASHER, FLAT, #10 X .50 X .05	16	EA
35	17	3536558	SCREW, CAP, SOCKET, #10-24 X 1.00	16	EA
35	18	59030AX	SCREW, PAN, XR #10-24 X .50	4	EA
35	19	3830246	CONTROLLER, SPOT LIGHT GO LIGHT	1	EA
35	20	3826096	BRACKET, SPOT LIGHT CONTROL	1	EA

END OF FIGURE

**FIELD AND SUSTAINMENT MAINTENANCE
EXTERIOR LIGHTS (M1240A1)**

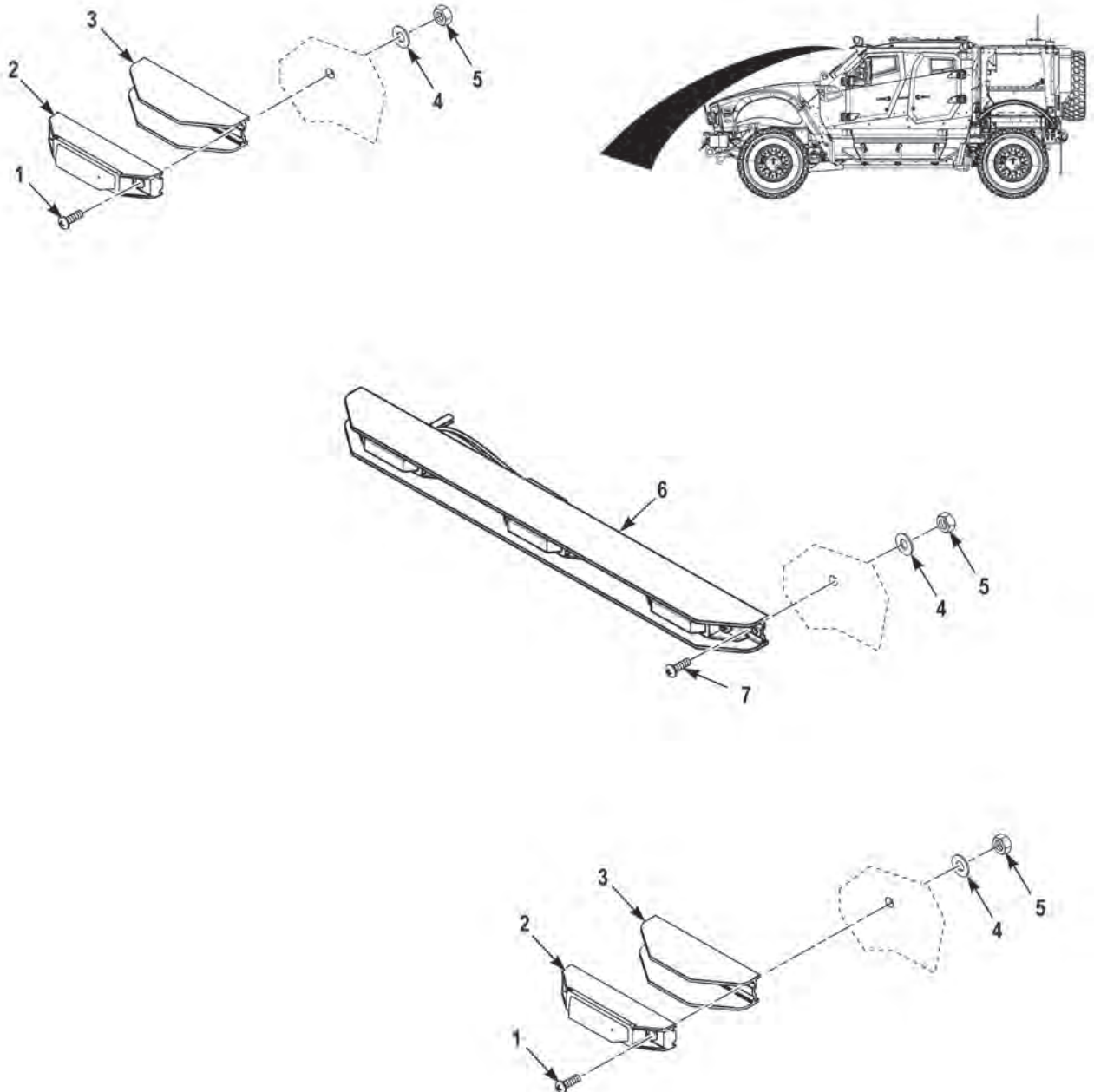


FIGURE 36 - EXTERIOR LIGHTS (M1240A1) (SHEET 1 OF 2)

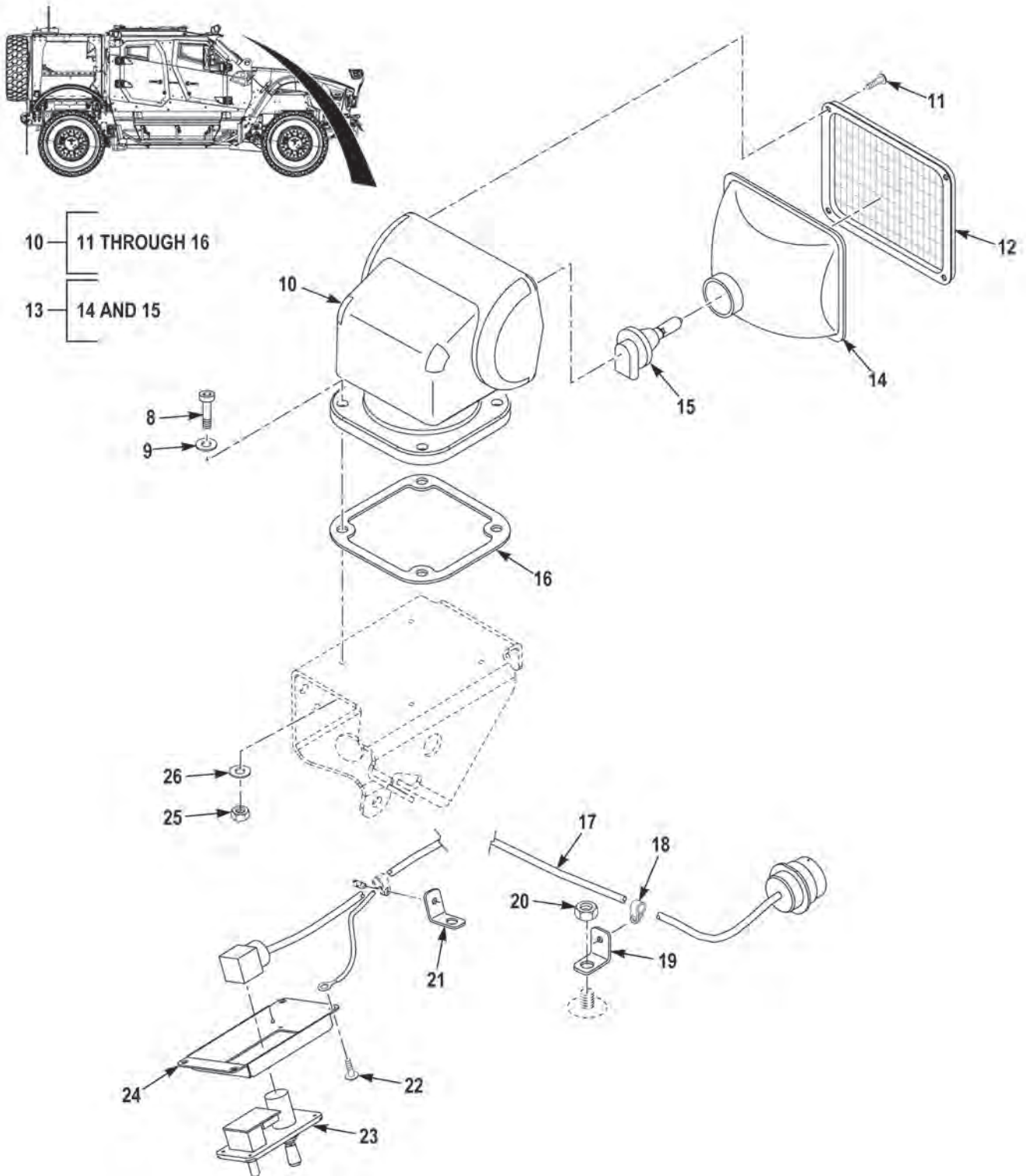


FIGURE 36 - EXTERIOR LIGHTS (M1240A1) (SHEET 2 OF 2)

(1) FIG.	(2) ITEM	(3) PART NO.	(4) DESCRIPTION	(5) QTY.	(6) U/M
			GROUP 0609 LIGHTS		
			FIG. 36 EXTERIOR LIGHTS (M1240A1)		
36	1	1656090	SCREW,MACHINE,10-24 X 1 1/4.	4	EA
36	2	35890Y	LIGHT,MARKER,AMBER	2	EA
36	3	MT10244E200 DET 2	GUARD,LAMP,MARKER LIGHT	2	EA
36	4	MS15795-808	WASHER,FLAT,#10 X .41 X .05 SS	6	EA
36	5	12Z2007-71	NUT,SELF-LOCKING,#10-24 NS SS	6	EA
36	6	35751Y	LIGHT BAR ASSY,LED,	1	EA
36	7	1416350	SCREW,MACHINE,10-24 X 3/4	2	EA
36	8	3536558	BOLT,INTERNAL,WRENCHING,10-24 X 1.	16	EA
36	9	3563706002	WASHER,FLAT,M5X10X1 ZG.	16	EA
36	10	2049M-XIR	LIGHT ASSEMBLY,	4	EA
36	11	71772	. SCREW,ROUND HEAD,	4	EA
36	12	15007	. LENS,LIGHT,INFRARED	1	EA
36	13	49100	. LAMP UNIT,VEHICULAR,	1	EA
36	14	49200	.. LENS AND REFLECTOR,	1	EA
36	15	49000	.. BULB,SPOTLIGHT,	1	EA
36	16	2049-148	. GASKET,	1	EA
36	17	3827333	WIRING HARNESS,CAB	1	EA
36	18	1463620	CLAMP,LOOP,.44 ID.	3	EA
36	19	3845294	BRACKET,ANGLE,SPOTLIGHT	2	EA
36	20	40181	NUT,PLAIN,HEXAGON,M20-2.5 C10.9 UF	2	EA
36	21	3824996	BRACKET,ANGLE,	1	EA
36	22	28957	SCREW,MACHINE,10-24 X 1/2	4	EA
36	23	2049-D	SWITCH ASSEMBLY,CONTROL PANEL	1	EA
36	24	3826096	BRACKET,MOUNTING,SPOTLIGHT CONTROL	1	EA
36	25	AN365-1024A	NUT,SELF-LOCKING,#10-24 G2 ZY.	16	EA
36	26	1379HX	WASHER,FLAT,#10	16	EA

END OF FIGURE

**FIELD AND SUSTAINMENT MAINTENANCE
REAR LIGHTS AND WIRING (M1240A1)**

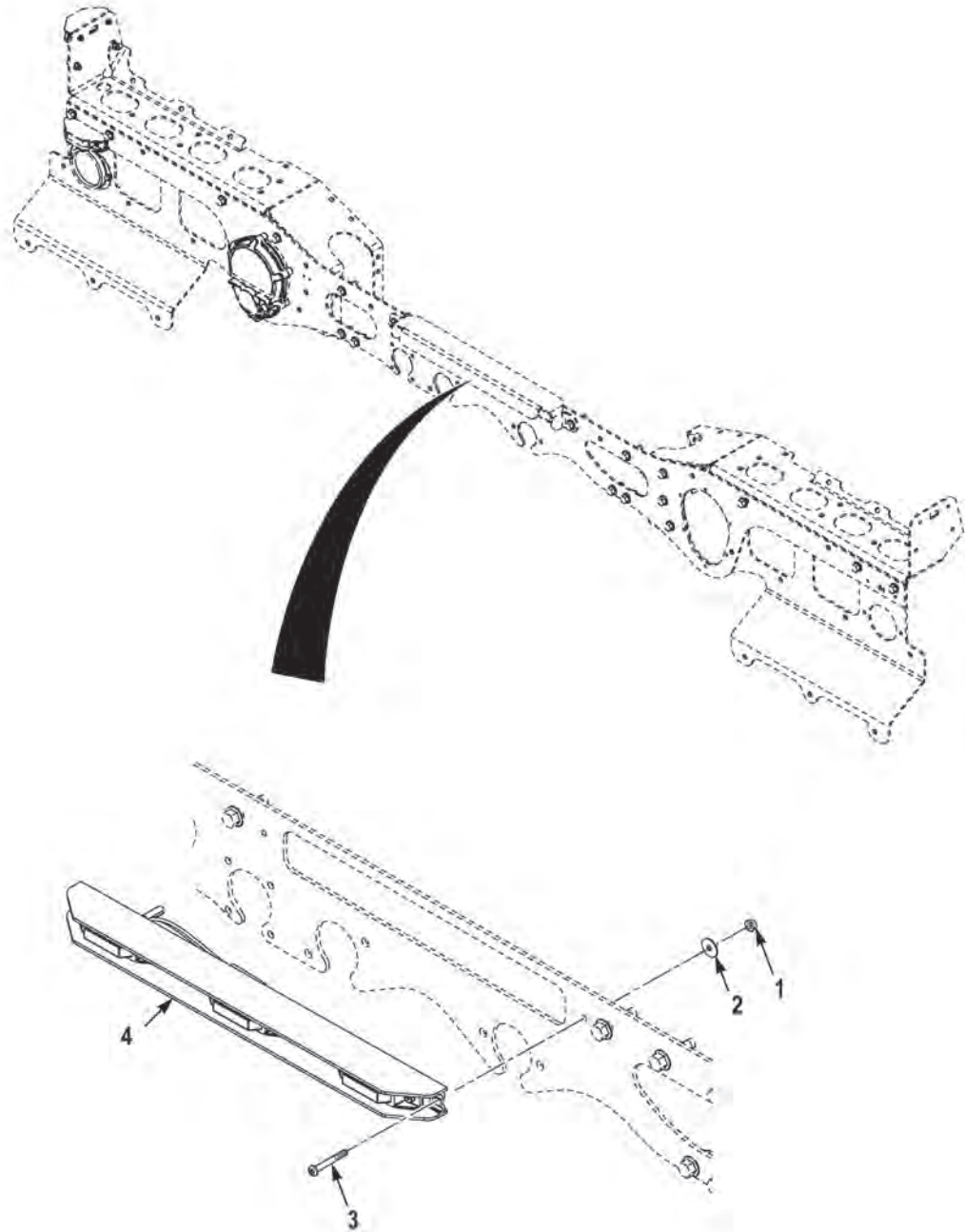


FIGURE 37 - REAR LIGHTS AND WIRING (M1240A1) (SHEET 1 OF 4)

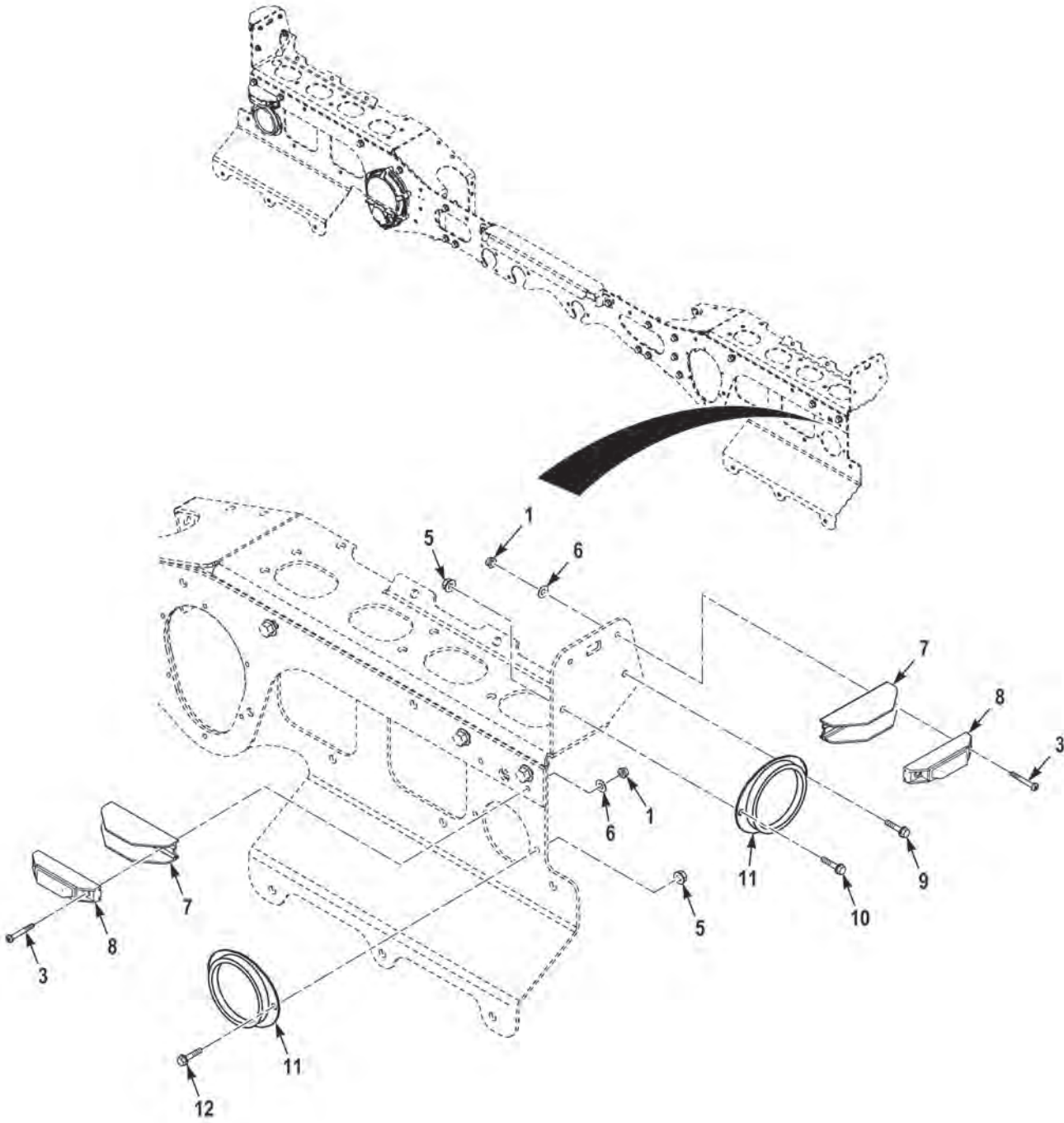


FIGURE 37 - REAR LIGHTS AND WIRING (M1240A1) (SHEET 2 OF 4)

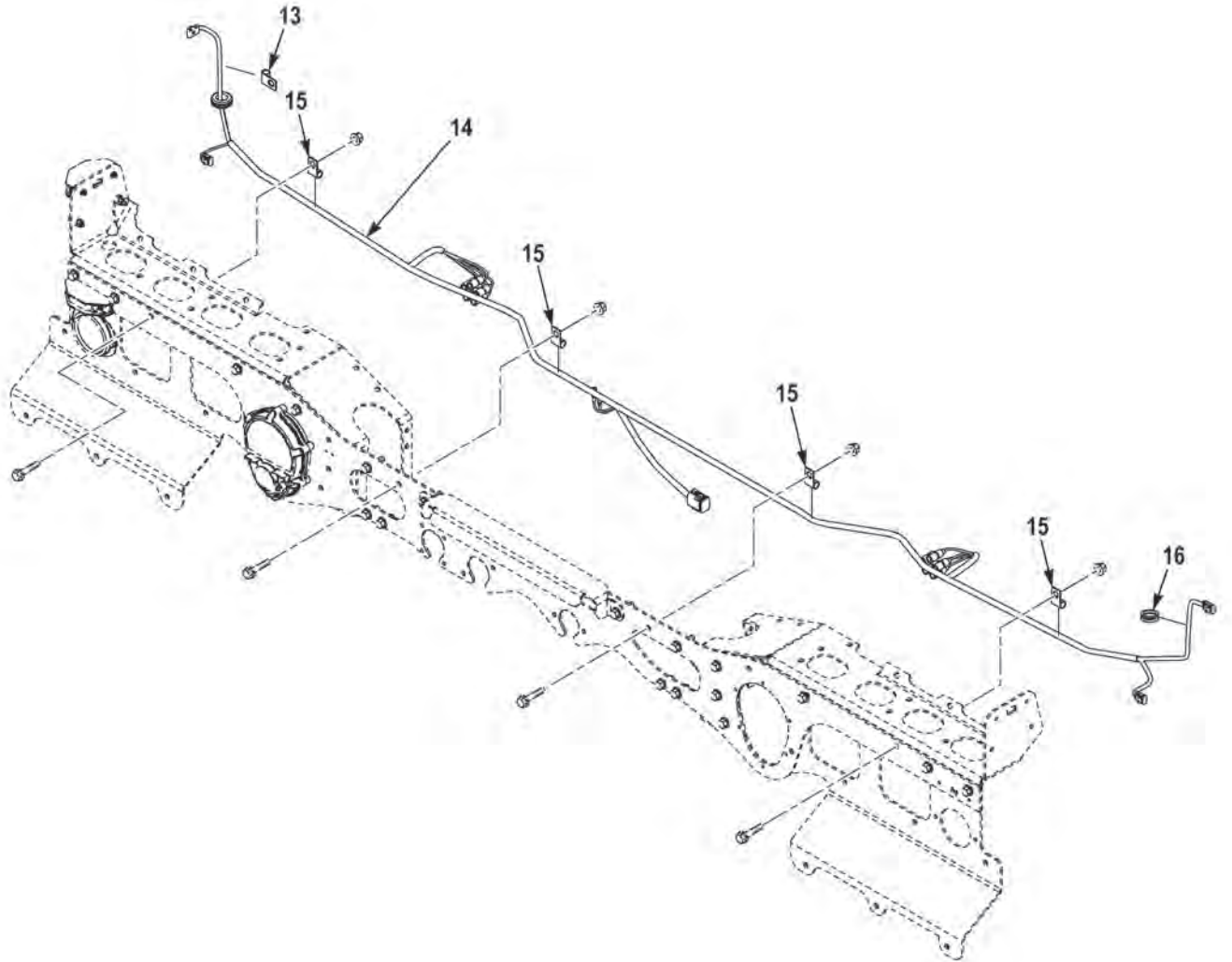


FIGURE 37 - REAR LIGHTS AND WIRING (M1240A1) (SHEET 3 OF 4)

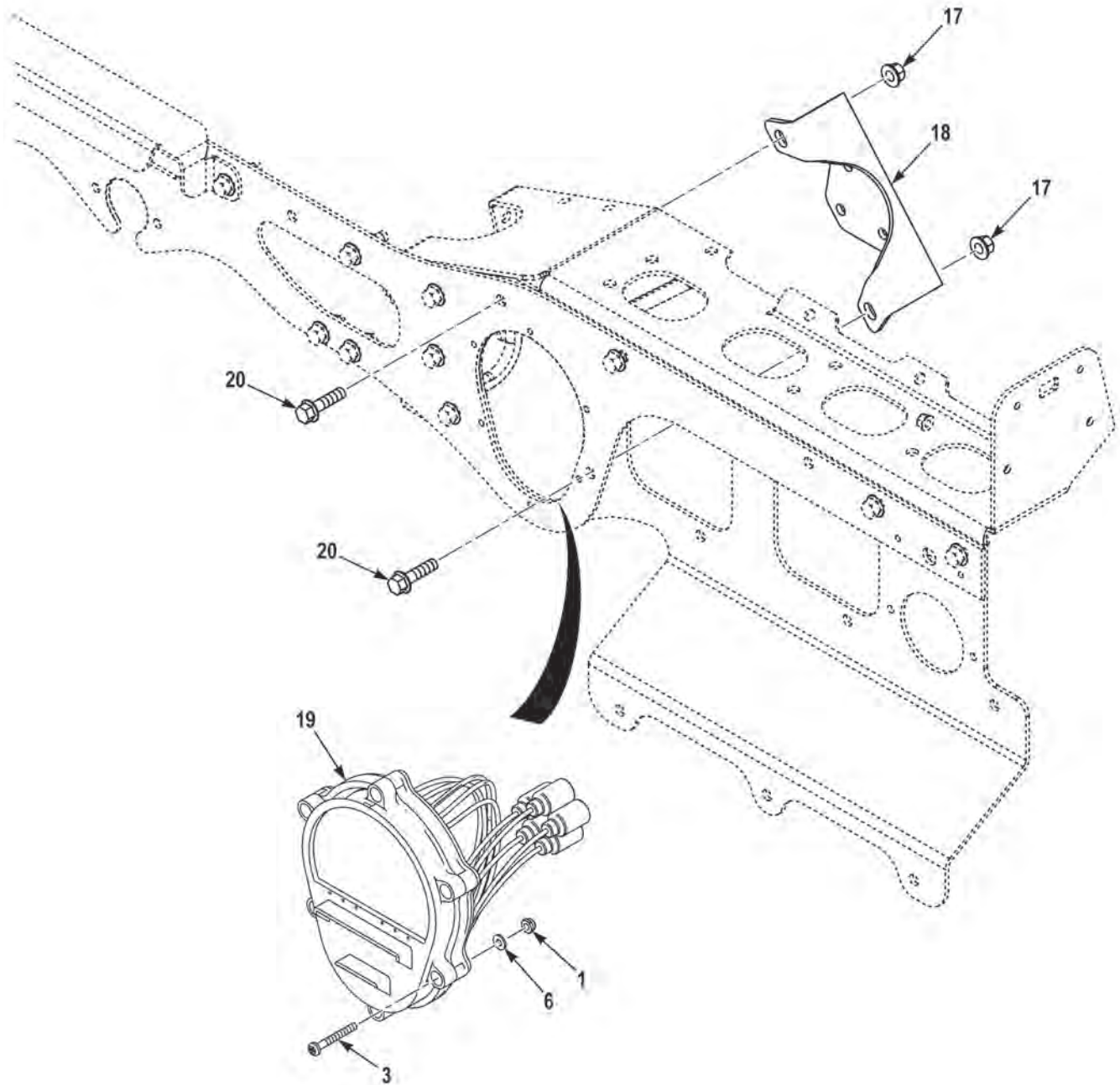


FIGURE 37 - REAR LIGHTS AND WIRING (M1240A1) (SHEET 4 OF 4)

(1) FIG.	(2) ITEM	(3) PART NO.	(4) DESCRIPTION	(5) QTY.	(6) U/M
			GROUP 0609 LIGHTS		
			FIG. 37 REAR LIGHTS AND WIRING (M1240A1)		
37	1	12Z2007-71	NUT,SELF-LOCKING,#10-24 NS SS	22	EA
37	2	71010	WASHER,FLAT,.20 X .69 X .04 SS.	2	EA
37	3	MS51957-69	SCREW,MACHINE,10-24 X 1 1/2.	22	EA
37	4	35751R	LAMP,UNIT,VEHICULAR,	1	EA
37	5	0192408	NUT,SELF-LOCKING,.25-20 G5 ZY	8	EA
37	6	3268682	WASHER,FLAT,#10	20	EA
37	7	MT10244E200 DET 2	GUARD,LAMP,MARKER LIGHT.	4	EA
37	8	35890R	LIGHT,CLEARANCE,RED	4	EA
37	9	192407	SCREW,CAP,HEX HEAD,1/4-20 X 1 1/4	2	EA
37	10	0110960	SCREW,CAP,HEX HEAD,.25-20 X 1.00 G5 ZY	2	EA
37	11	82562	REFLECTOR,RED	4	EA
37	12	110961	SCREW,CAP,HEX HEAD,.25-20 X .75 G5 ZY	4	EA
37	13	COV0509Z1	CLAMP,LOOP,.25 ID.	2	EA
37	14	3822214	WIRING HARNESS,CARGO	1	EA
37	15	COV1313	CLAMP,LOOP,.75 ID.	4	EA
37	16	MS35489-49	GROMMET,NONMETALLIC,	2	EA
37	17	S075142	NUT,SELF-LOCKING,.38-16 G8 PO.	8	EA
37	18	3843132	BRACKET,VEHICULAR COMPONENTS	2	EA
37	19	07358	STOP LIGHT,VEHICULAR	2	EA
37	20	0142774	SCREW,CAP,HEX HEAD,3/8-16 X 1 1/4	4	EA

END OF FIGURE

**FIELD AND SUSTAINMENT MAINTENANCE
SPOTLIGHTS (M1245)**

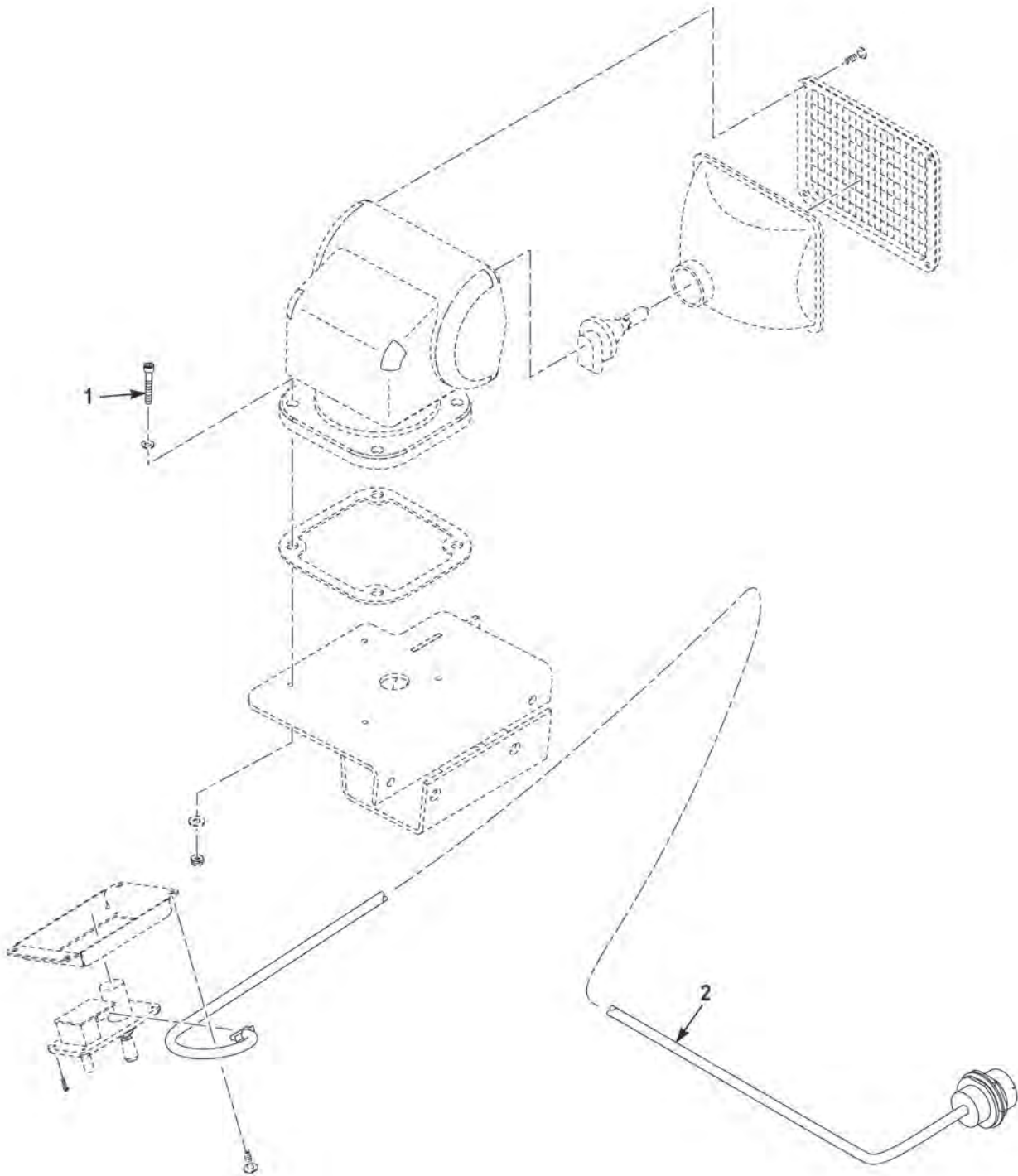


FIGURE 38 - SPOTLIGHTS (M1245)

(1) FIG.	(2) ITEM	(3) PART NO.	(4) DESCRIPTION	(5) QTY.	(6) U/M
			GROUP 0609 LIGHTS FIG. 38 SPOTLIGHTS (M1245)		
38	1	MS16995-41B	SCREW,CAP,SOC HEAD,#10-24 X 1.25 NS BO	16	EA
38	2	3886014	WIRING HARNESS,SPOTLIGHT	1	EA

END OF FIGURE

**FIELD AND SUSTAINMENT MAINTENANCE
BATTERY DISCONNECT ASSEMBLY**

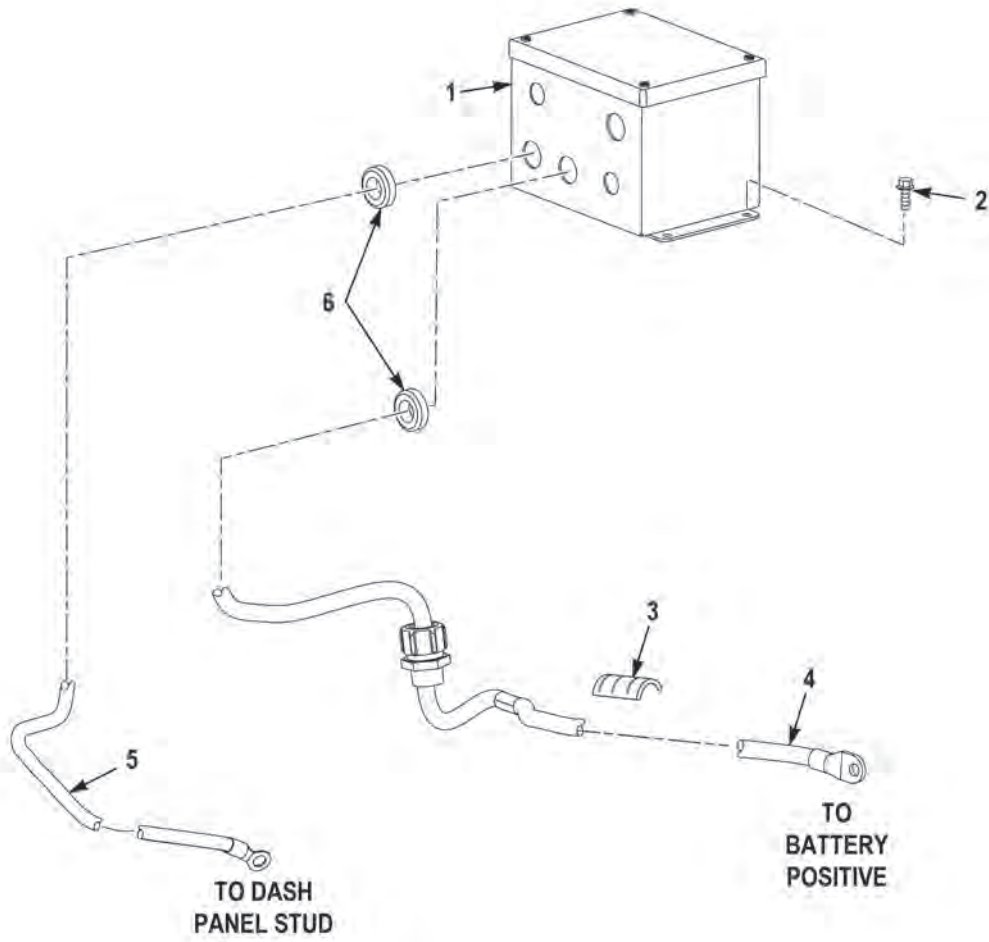


FIGURE 39 - BATTERY DISCONNECT ASSEMBLY

(1) FIG.	(2) ITEM	(3) PART NO.	(4) DESCRIPTION	(5) QTY.	(6) U/M
			GROUP 0612 BATTERIES AND MOUNTING FIG. 39 BATTERY DISCONNECT ASSEMBLY		
40	1	3830259	DISCONNECT ASSY,DISCONNECT	1	EA
40	2	110961	SCREW,CAP,HEX HEAD,.25-20 X .75 G5 ZY	4	EA
40	3	3117510	GUARD,HOSE-TUBING,8 IN. BLACK	1	EA
40	4	3863367	LEAD,ELECTRICAL,198 IN	1	EA
40	5	3857894	LEAD,ELECTRICAL,60 IN	1	EA
40	6	2870	GROMMET,NONMETALLIC,	2	EA

END OF FIGURE

**FIELD AND SUSTAINMENT MAINTENANCE
BATTERY AND ISOLATER ASSEMBLIES**

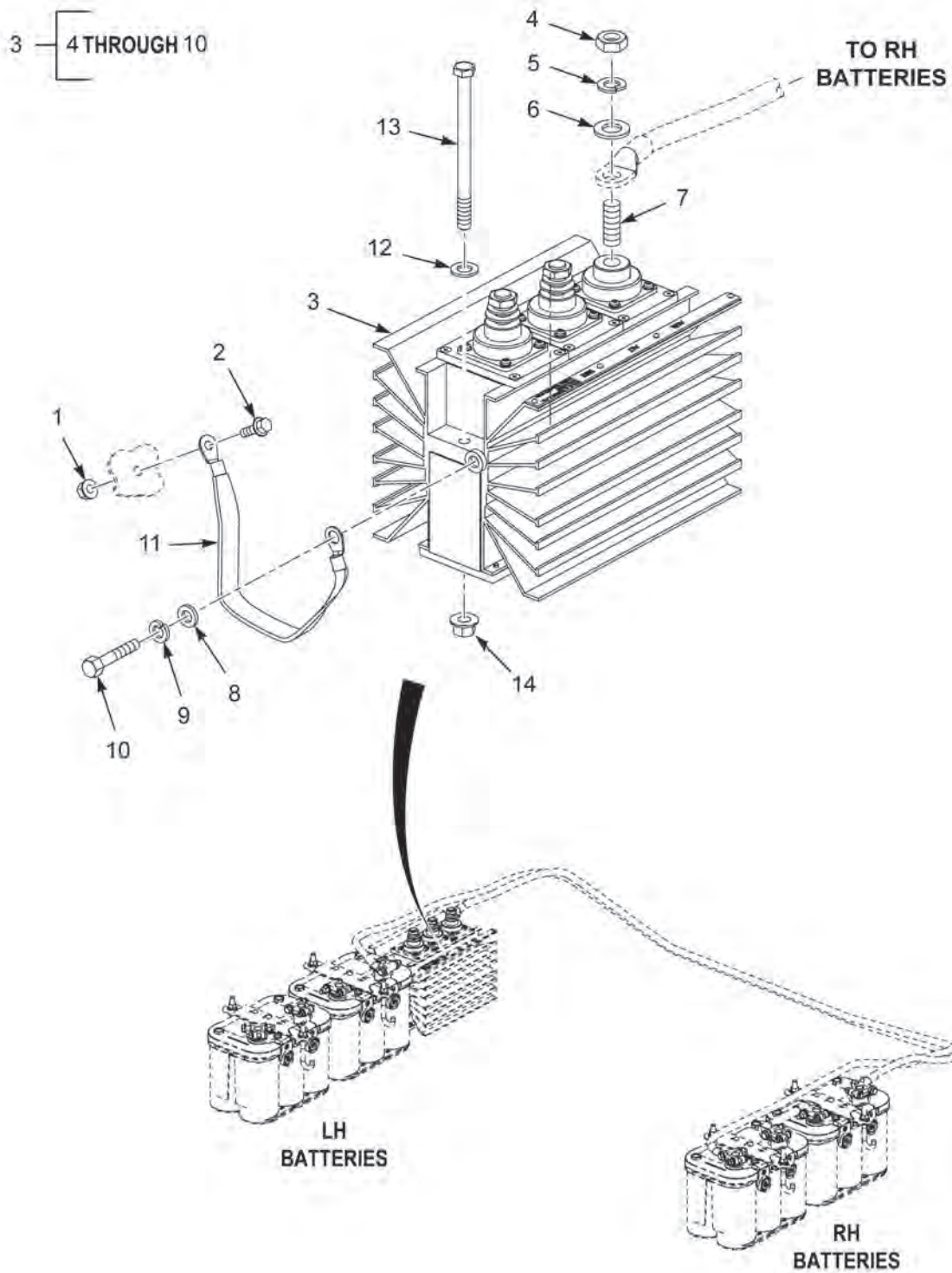


FIGURE 40 - BATTERY AND ISOLATER ASSEMBLIES (SHEET 1 OF 3)

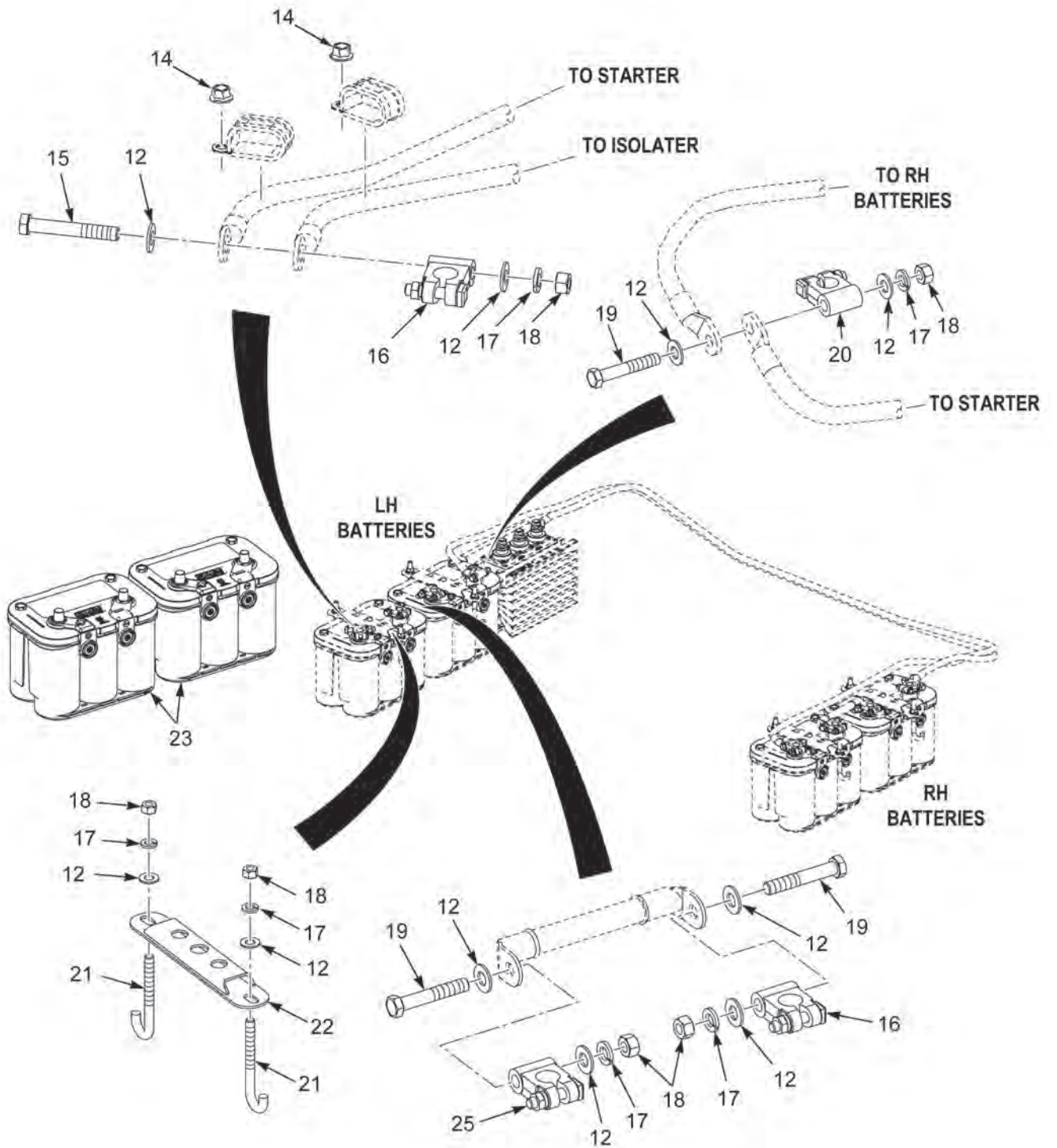


FIGURE 40 - BATTERY AND ISOLATER ASSEMBLIES (SHEET 2 OF 3)

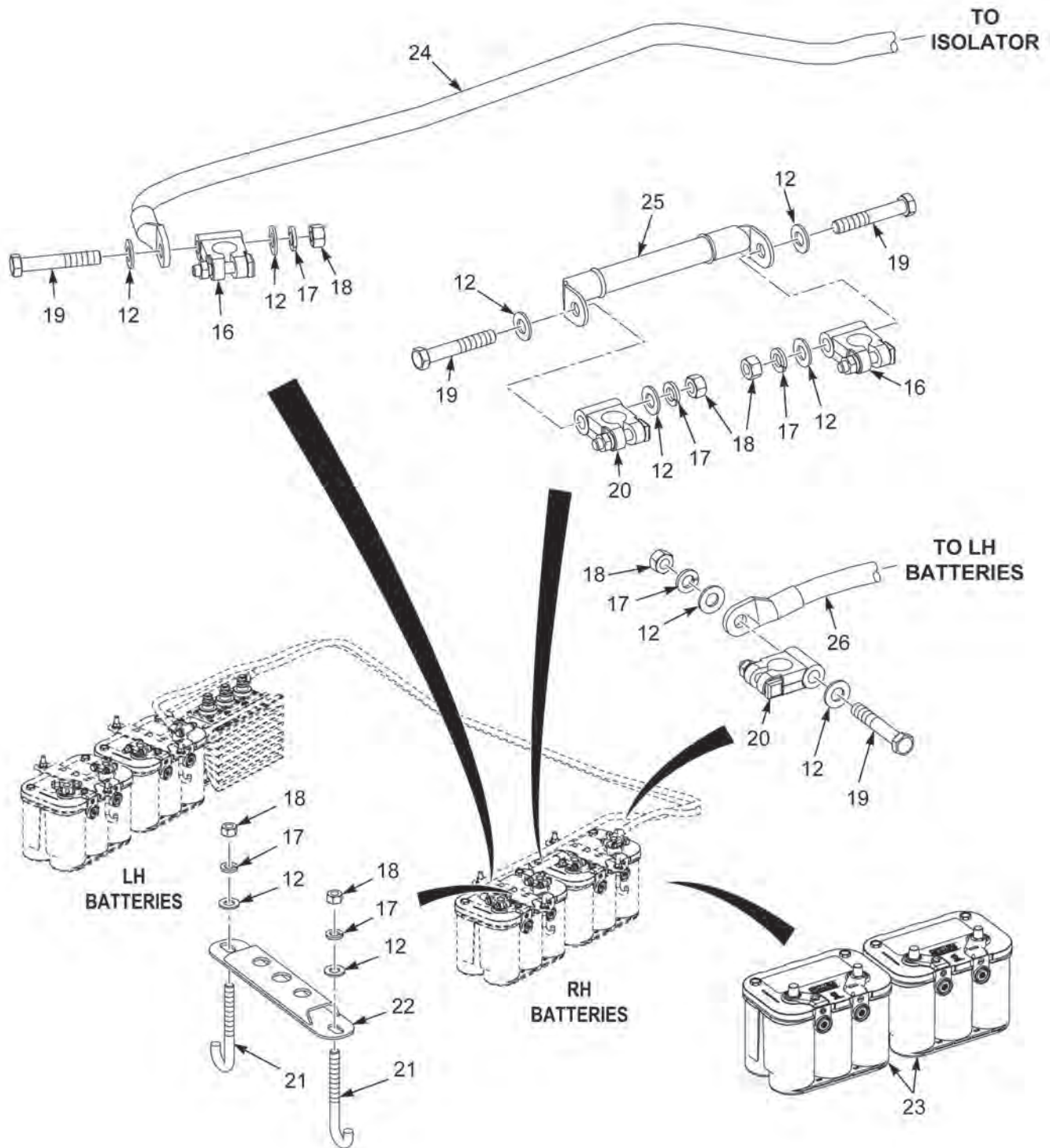


FIGURE 40 - BATTERY AND ISOLATER ASSEMBLIES (SHEET 3 OF 3)

(1) FIG.	(2) ITEM	(3) PART NO.	(4) DESCRIPTION	(5) QTY.	(6) U/M
			GROUP 0612 BATTERIES AND MOUNTING FIG. 40 BATTERY AND ISOLATER ASSEMBLIES		
40	1	0192408	NUT,SELF-LOCKING,,25-20 G5 ZY	1	EA
40	2	110961	SCREW,CAP,HEX HEAD,,25-20 X .75 G5 ZY	1	EA
40	3	N2008	ISOLATOR,BATTERY.	1	EA
40	4	N9253	. NUT M12-1.75.	3	EA
40	5	N9350	. WASHER,LOCK M12	3	EA
40	6	N9408	. WASHER,FLAT M12.	3	EA
40	7	N9191	. STUD M12-1.75 X 40 MM.	3	EA
40	8	N9689	. WASHER,FLAT M8.	1	EA
40	9	N9015	. WASHER,LOCK M8	1	EA
40	10	N9620	. BOLT,STEEL,GROUND M8-1.25 X 22.	1	EA
40	11	3638450	STRAP,ELECTRICAL,	1	EA
40	12	96056	WASHER,FLAT,,.38 X .81 X .07 ZY.	26	EA
40	13	95123	BOLT,MACHINE,3/8-16 X 5	2	EA
40	14	10823-00318	NUT,SELF-LOCKING,,38-16 G5 ZY	4	EA
40	15	95113	SCREW,CAP,HEX HEAD,3/8-16 X 2 1/2	1	EA
40	16	117584A	LUG,TERMINAL,POSITIVE	4	EA
40	17	123496	WASHER,LOCK,.38 X .68 X .09 ZY H	12	EA
40	18	95862	NUT,PLAIN,HEXAGON,,38-16 G5 ZY	12	EA
40	19	B1821BH038C225N	SCREW,CAP,HEX HEAD,3/8-16 X 2 1/4	7	EA
40	20	BT-38N	LUG,TERMINAL,NEGATIVE.	4	EA
40	21	42114	SCREW,J-HOOK,3/8-16 X 3 3/4.	8	EA
40	22	3859564	BRACKET,BATTERY	4	EA
40	23	8008-158.MDL.NO.34VX	BATTERY,12V,800CCA,34VX.	4	EA
40	24	3857897	CABLE ASSEMBLY	1	EA
40	25	3857895	CABLE ASSEMBLY	1	EA
40	26	3857898	CABLE ASSEMBLY	1	EA

END OF FIGURE

**FIELD AND SUSTAINMENT MAINTENANCE
BATTERY BOX ASSEMBLIES (M1240A1)**

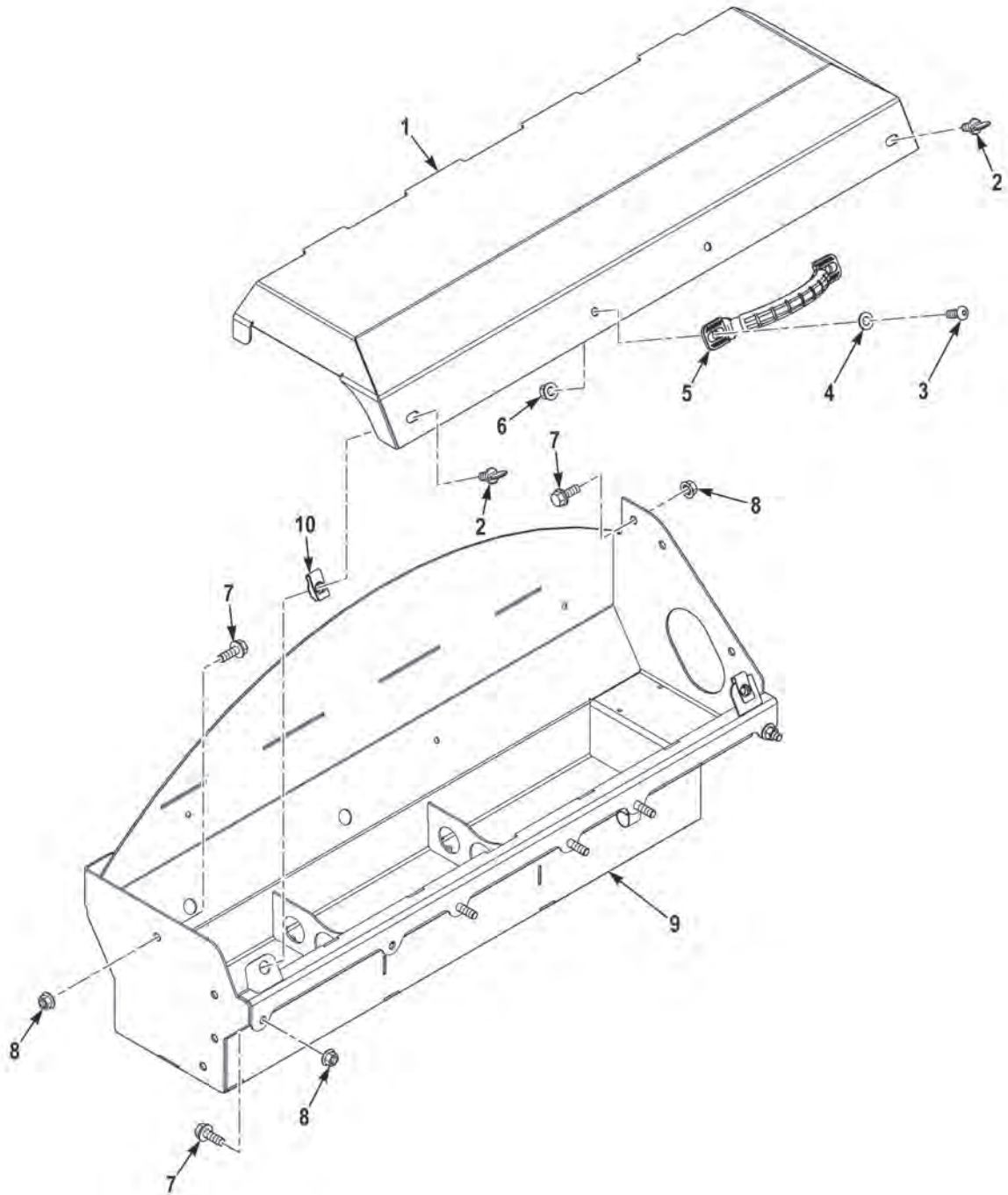


FIGURE 41 - BATTERY BOX ASSEMBLIES (M1240A1) (SHEET 1 OF 2)

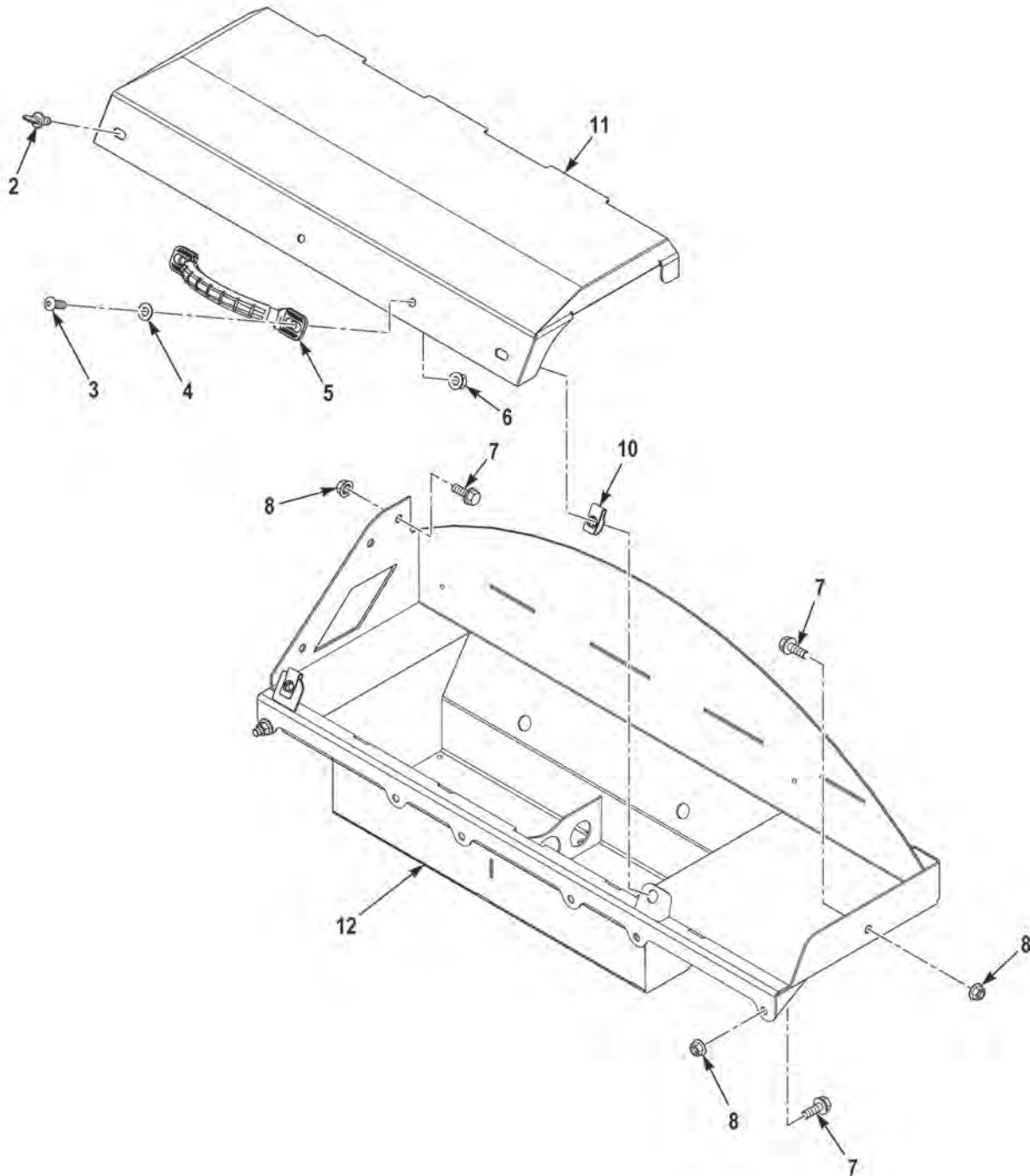


FIGURE 41 - BATTERY BOX ASSEMBLIES (M1240A1) (SHEET 2 OF 2)

(1) FIG.	(2) ITEM	(3) PART NO.	(4) DESCRIPTION	(5) QTY.	(6) U/M
GROUP 0612 BATTERIES AND MOUNTING					
FIG. 41 BATTERY BOX ASSEMBLIES (M1240A1)					
41	1	3861399	BATTERY COVER,LH	1	EA
41	2	0148496	SCREW,THUMB,3/8-16 X 1	4	EA
41	3	3268981	SCREW,CAP,SOCKET,3/8-16 X 1	4	EA
41	4	3268987	WASHER,FLAT,3/8	4	EA
41	5	2061-1	HANDLE,RECESS,.	2	EA
41	6	10823-00817	NUT,SELF-LOCKING,ASSEMBLED WASHER, 3/8 -16.	4	EA
41	7	0142772	SCREW,CAP,HEX HEAD,.38-16 X 1.00 G8 PO.	20	EA
41	8	S075142	NUT,SELF-LOCKING,.38-16 G8 PO.	12	EA
41	9	3900616	BATTERY BOX,LH	1	EA
41	10	37939	NUT,SPEED,3/8-16.	4	EA
41	11	3861404	BATTERY COVER,RH	1	EA
41	12	3900618	BATTERY BOX,RH.	1	EA

END OF FIGURE

**FIELD AND SUSTAINMENT MAINTENANCE
BATTERY, DRIVER SIDE (M1245)**

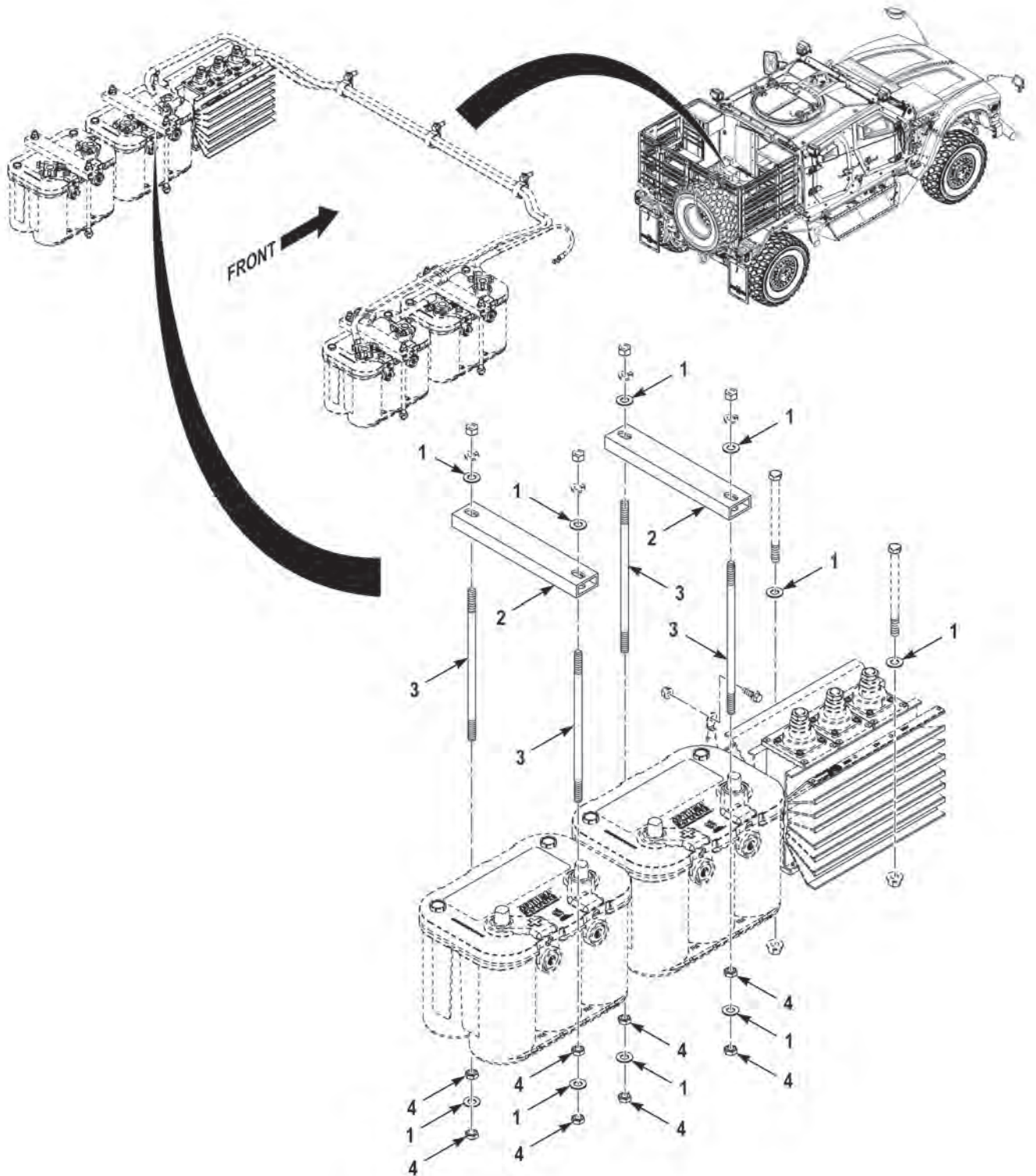


FIGURE 42 - BATTERY, DRIVER SIDE (M1245) (SHEET 1 OF 2)

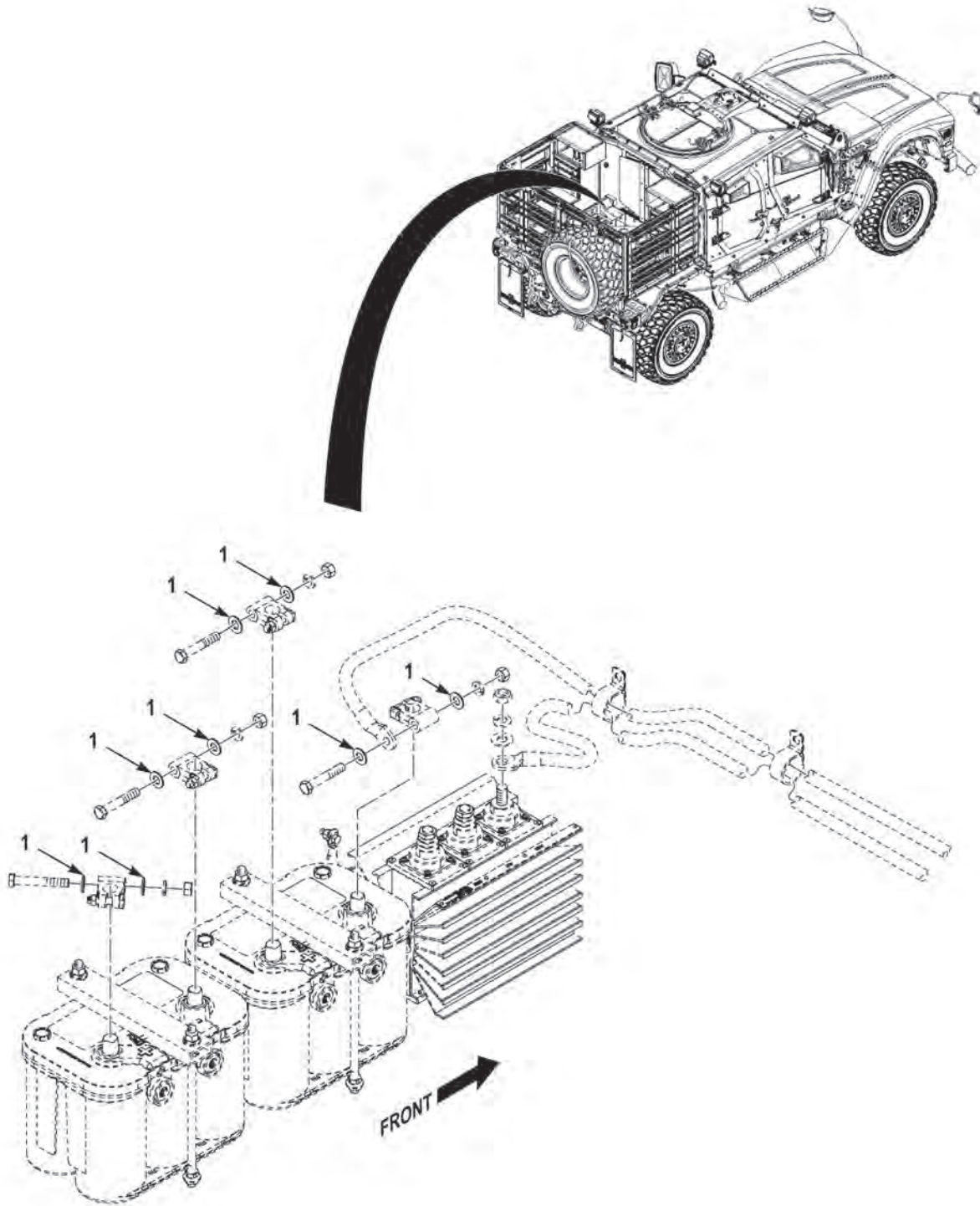


FIGURE 42 - BATTERY, DRIVER SIDE (M1245) (SHEET 2 OF 2)

(1) FIG.	(2) ITEM	(3) PART NO.	(4) DESCRIPTION	(5) QTY.	(6) U/M
			GROUP 0612 BATTERIES AND MOUNTING FIG. 42 BATTERY, DRIVER SIDE (M1245)		
42	1	96056	WASHER,FLAT,.38 X .81 X .07 ZY	18	EA
42	2	3904873	BRACKET,BATTERY HOLD DOWN.	2	EA
42	3	3904888	STUD,.38-16X9.00 ZP	4	EA
42	4	0169670	NUT,PLAIN,HEXAGON,.38-16 G8 ZY	8	EA

END OF FIGURE

**FIELD AND SUSTAINMENT MAINTENANCE
BATTERY, PASSENGER SIDE (M1245)**

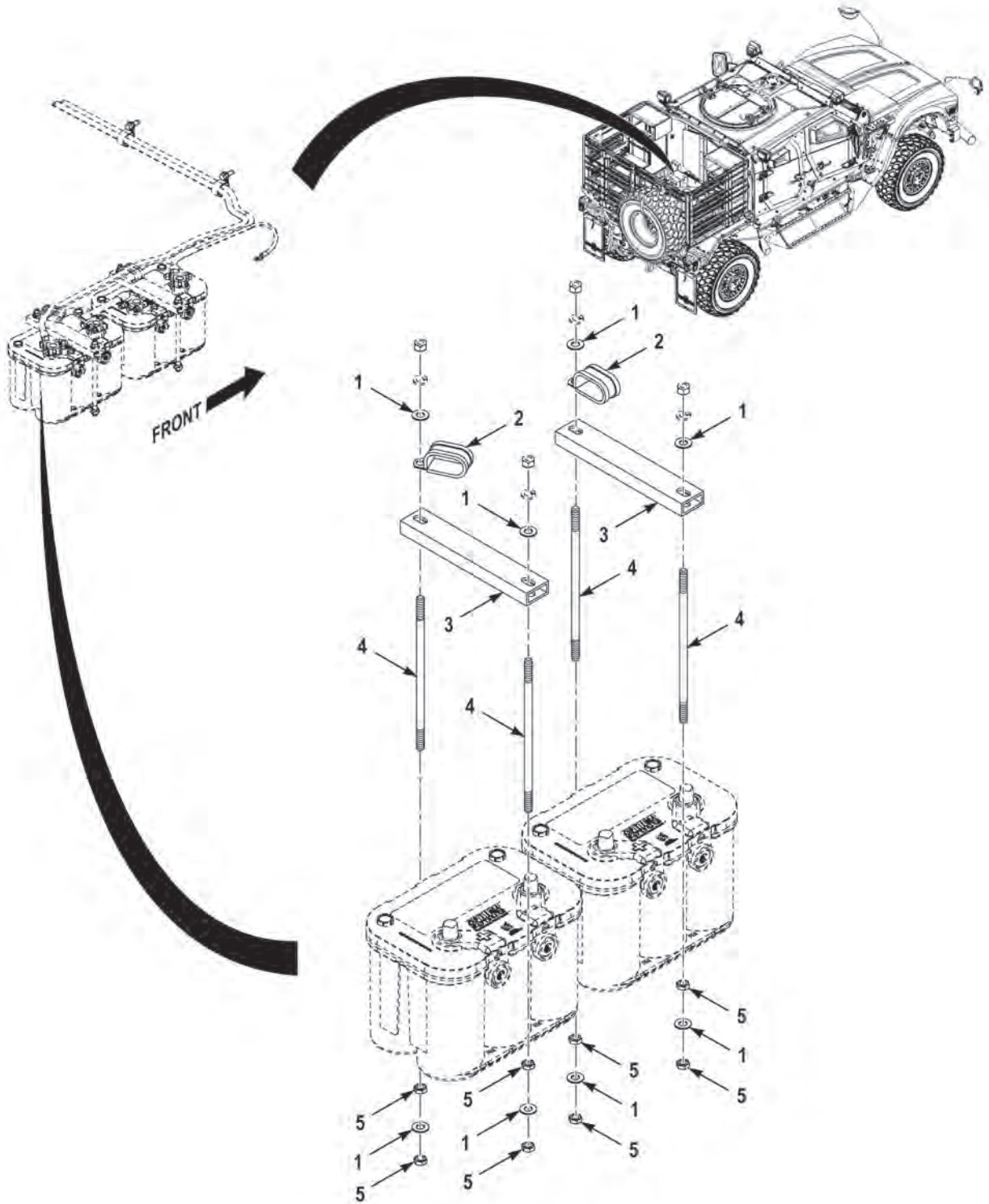


FIGURE 43 - BATTERY, PASSENGER SIDE (M1245) (SHEET 1 OF 2)

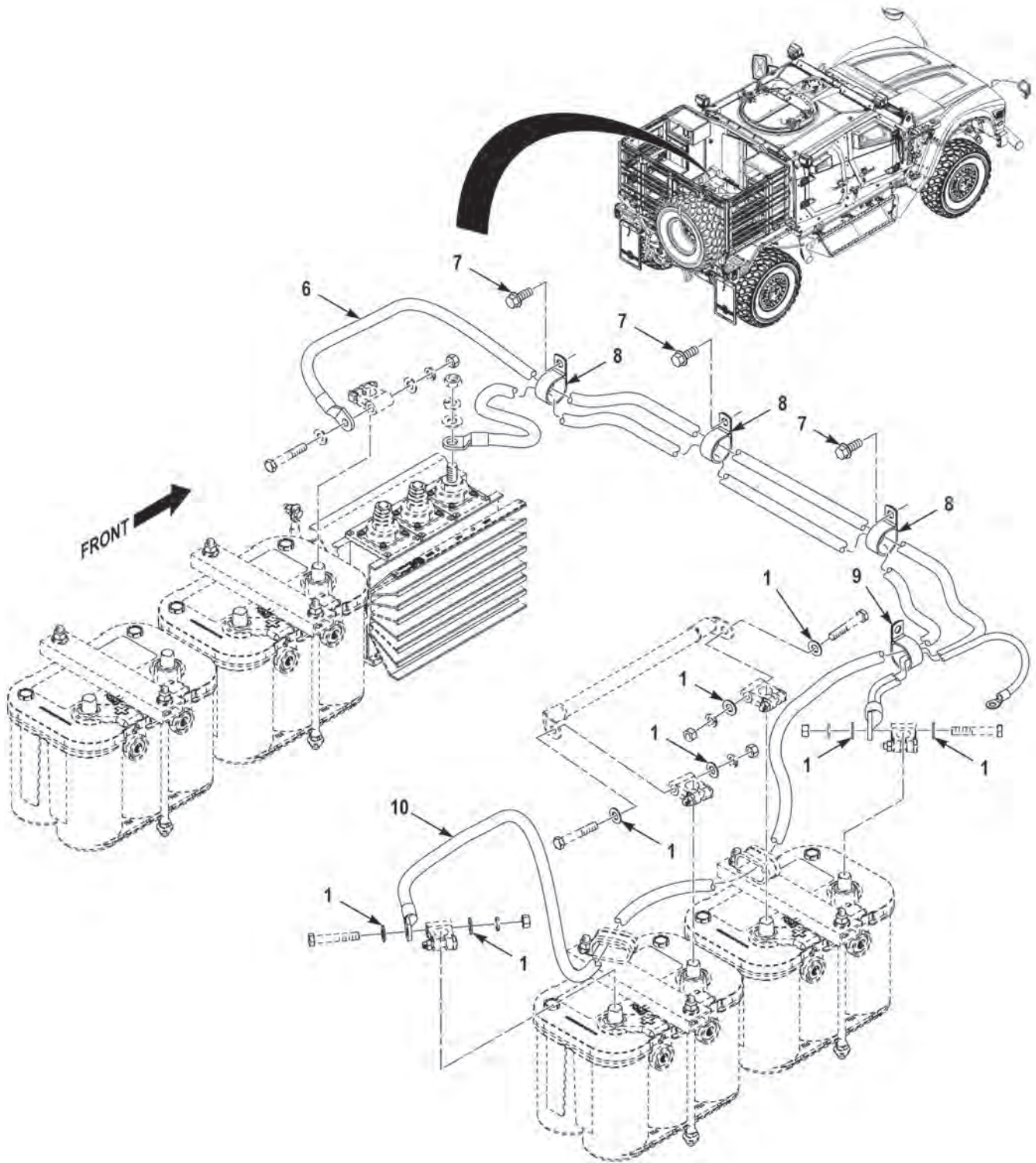


FIGURE 43 - BATTERY, PASSENGER SIDE (M1245) (SHEET 2 OF 2)

(1) FIG.	(2) ITEM	(3) PART NO.	(4) DESCRIPTION	(5) QTY.	(6) U/M
			GROUP 0612 BATTERIES AND MOUNTING FIG. 43 BATTERY, PASSENGER SIDE (M1245)		
43	1	96056	WASHER,FLAT,.38 X .81 X .07 ZY	16	EA
43	2	S344G15	CLAMP,LOOP	2	EA
43	3	3904873	BRACKET,BATTERY HOLD DOWN	2	EA
43	4	3904888	STUD,.38-16X9.00 ZP	4	EA
43	5	0169670	NUT,PLAIN,HEXAGON,.38-16 G8 ZY	8	EA
43	6	3903979	CABLE ASSEMBLY	1	EA
43	7	0155849	BOLT,MACHINE,.38-16X1.00 G5 ZY	3	EA
43	8	COV2113	CLAMP,LOOP	3	EA
43	9	COV-2913-Z1	CLAMP,LOOP	1	EA
43	10	3905060	CABLE ASSEMBLY	1	EA

END OF FIGURE